
















































Factor completitud de información Enero 2024
(PERIODO COMPRENDIDO: Enero a Diciembre 2023)

- Valorizado informado: Corresponde al valorizado de la información de despachos cargada por los proveedores (informe de despachos).
- Valorizado Cedibles: Corresponde al valorizado de los cedibles cargados por los proveedores al servidor FTP de CENABAST
- Valorizado Total: Corresponde al total valorizado de productos solicitados a distribuir, el cual se puede consultar en comportamiento de proveedores columna "Val.Pedido"

Proveedor	Nombre Proveedor	Valor Pedido	Valor Informado	Valor Cedible	Factor
59043540	MERCK SHARP & DOHME (I.A) LLC	\$ 10.751.861.379	\$ 10.685.171.379	\$ 10.683.121.379	 99,37%
59077290	NIPRO MEDICAL CORPORATION CHIL	\$ 104.338.250	\$ 104.338.250	\$ 97.551.650	 96,75%
59106780	GLOBAL HEALTHCARE CHILE L P OF	\$ 4.928.000	\$ 4.774.000	\$ 4.796.000	 97,10%
60806000	CASA DE MONEDA DE CHILE	\$ 2.660.000	\$ -	\$ -	 0,00%
76018782	LABORATORIO DEUTSCHE PHARMA S.	\$ 857.049.740	\$ 857.014.740	\$ 857.049.740	 100,00%
76020266	CONVATEC CHILE S.A.	\$ 119.768.550	\$ 119.768.550	\$ 119.768.550	 100,00%
76032097	SYNTHON CHILE LTDA	\$ 2.466.506.900	\$ 2.461.744.950	\$ 2.455.416.350	 99,68%
76055804	SOCIEDAD DE INVERSIONES PHARMA	\$ 6.419.870.859	\$ 6.419.870.859	\$ 6.419.870.859	 100,00%
76057398	SOCIEDAD DE REPRESENTACION IMP	\$ 20.163.160	\$ 20.163.160	\$ 987.480	 52,45%
76062131	REPRESENTACIONES BIOTEC SPA	\$ 396.514.800	\$ 396.514.800	\$ 396.514.800	 100,00%
76065775	FAES FARMA CHILE	\$ 1.638.067.750	\$ 1.638.067.750	\$ 1.638.067.750	 100,00%
76070033	ARAMA NATURAL PRODUCTS DISTRIB	\$ 10.197.665.284	\$ 10.197.675.784	\$ 10.197.675.784	 100,00%
76079782	WINPHARM SPA	\$ 7.169.203.858	\$ 7.169.067.058	\$ 7.169.067.058	 100,00%
76084945	GADOR LIMITADA	\$ 3.128.396.750	\$ 3.122.473.550	\$ 3.127.724.750	 99,89%
76091301	LABORATORIOS BIOPAS S.A	\$ 377.666.710	\$ -	\$ -	 0,00%
76095313	COMERCIALIZADORA TJB	\$ 25.116.000	\$ 17.108.000	\$ 13.156.000	 60,25%
76099325	MEDINOVA LIMITADA	\$ 495.379.703	\$ 370.266.743	\$ 370.266.743	 74,74%
76099774	BIOGEN CHILE SPA	\$ 1.723.686.720	\$ 1.723.686.720	\$ 1.723.686.720	 100,00%
76105305	LUXYPHARM SPA	\$ 325.859.140	\$ 317.882.060	\$ 317.351.560	 97,47%
76108556	LABORATORIO LUIS PIZARRO VASQU	\$ 701.485.965	\$ 701.485.965	\$ 701.485.965	 100,00%
76111113	CLINICAL MARKET S.A.	\$ 5.225.370.670	\$ 5.225.370.670	\$ 4.837.680.165	 96,29%
76113734	PHARMATECH CHILE SPA	\$ 1.506.218.908	\$ 959.200.294	\$ 1.147.057.408	 69,92%
76120786	VESALIUS PHARMA	\$ 94.900.000	\$ 42.250.000	\$ 42.250.000	 44,52%
76125564	LABORATORIO ACONFAR CHILE LTDA	\$ 251.972.940	\$ 251.972.940	\$ 251.686.740	 99,94%
76133312	LABORATORIO HOSPIFARMA CHILE L	\$ 1.150.455.668	\$ 1.081.010.338	\$ 1.081.490.278	 93,98%
76139337	ENDOTEC S.A.	\$ 61.649.400	\$ 61.649.400	\$ 57.301.900	 96,47%
76146075	ACRUX LABS S.A.	\$ 4.666.408.961	\$ 4.357.497.536	\$ 4.357.209.536	 93,38%
76150425	COMERCIAL REUTTER S.A.	\$ 4.068.302.095	\$ 4.017.537.195	\$ 4.013.396.830	 98,70%
76167715	DETERGENTES CONCENTRADOS S.A.	\$ 123.958.060	\$ 123.012.010	\$ 122.745.270	 99,13%
76175092	ASCEND LABORATORIES SPA	\$ 9.919.045.109	\$ 9.721.029.539	\$ 9.722.706.749	 98,01%
76186732	BSN MEDICAL SPA	\$ 1.179.865.574	\$ 1.177.931.294	\$ 1.087.004.508	 95,98%
76191389	SERVICIOS Y MAQUILA SERVICE LT	\$ 1.096.296.370	\$ 1.096.296.370	\$ 1.096.113.520	 99,99%
76209836	ARTICULOS MEDICOS Y QUIRURGICO	\$ 97.203.600	\$ 96.506.800	\$ 96.372.800	 99,21%
76212732	ABBVIE PRODUCTOS FARMACEUTICOS	\$ 2.900.130.548	\$ 2.761.728.755	\$ 2.754.448.221	 95,10%
76215260	NEMO CHILE S.A.	\$ 205.236.900	\$ 201.709.300	\$ 195.580.410	 96,79%
76222476	TTW SAKE SPA	\$ 851.598.000	\$ 851.598.000	\$ 851.598.000	 100,00%
76237266	LABORATORIOS ANDROMACO S.A.	\$ 9.659.771.527	\$ 9.613.588.155	\$ 9.613.588.155	 99,52%
76247477	FARMACEUTICA XENIUS LIMITADA	\$ 149.940.000	\$ 149.940.000	\$ 149.940.000	 100,00%
76274027	INDOPHARMA S.A.	\$ 2.835.000	\$ 1.962.000	\$ 1.971.000	 69,37%
76285229	GALENICUM HEALTH CHILE SPA	\$ 1.208.869.758	\$ 1.179.216.758	\$ 1.178.966.102	 97,54%
76290039	SEGURIDAD SF SPA	\$ 126.086.400	\$ 123.937.200	\$ 111.241.000	 93,26%
76293757	RAMIREZ SAGREDO Y COMPAÑIA LIM	\$ 28.215.000	\$ 28.215.000	\$ 24.288.000	 93,04%
76299758	LABORATORIO FLEX PHARMA CHILE	\$ 8.022.915	\$ 8.022.915	\$ 7.666.341	 97,78%
76307190	GEDEON RICHTER CHILE SPA	\$ 111.796.000	\$ 109.667.000	\$ 109.391.600	 97,97%
76307605	STRENUUS MEDICAL LTD	\$ 254.415.786	\$ 172.108.800	\$ 52.790.400	 44,20%
76325278	COM VITALSEC MARIA DE LOS ANGE	\$ 144.942.000	\$ 144.921.000	\$ 144.879.000	 99,97%
76328242	ASPEN CHILE S.A.	\$ 775.906.301	\$ 745.123.301	\$ 742.995.126	 95,90%

76352414	SCHONFELDT VIDAMEDICA SPA	\$	184.449.200	\$	184.449.200	\$	167.865.400	🟢	95,50%
76377981	LABORATORIO LKM CHILE SPA	\$	248.572.140	\$	248.572.140	\$	248.572.140	🟢	100,00%
76383221	EXELTIS CHILE SPA	\$	1.750.618.160	\$	1.750.618.160	\$	1.750.618.160	🟢	100,00%
76389383	DROGUERIA GLOBAL PHARMA SPA	\$	615.510.550	\$	517.606.950	\$	513.601.950	🟢	83,77%
76394174	CYDPHARMA LTDA	\$	646.245.000	\$	614.525.000	\$	623.645.000	🟢	95,80%
76416055	UNIFARMA SPA	\$	2.150.791.675	\$	1.872.690.060	\$	1.871.677.460	🟢	87,05%
76418921	PHARMARIS CHILE SPA	\$	158.597.100	\$	160.763.100	\$	155.633.100	🟢	99,75%
76423281	PISA FARMACEUTICA DE CHILE SPA	\$	3.774.182.114	\$	2.245.131.141	\$	2.083.553.823	🟡	57,35%
76425175	ZERICUM SPA	\$	1.576.881.100	\$	1.576.881.100	\$	1.576.881.100	🟢	100,00%
76432529	CSL BEHRING SPA	\$	2.122.392.001	\$	2.078.208.969	\$	2.122.392.001	🟢	98,96%
76437991	SEVEN PHARMA CHILE SPA	\$	4.436.025.540	\$	3.926.502.350	\$	2.863.454.790	🟢	76,53%
76447530	ASTRAZENECA S.A.	\$	4.314.916.764	\$	4.292.703.112	\$	4.292.529.960	🟢	99,48%
76479314	ALPHA PHARMA SPA	\$	43.327.650	\$	32.875.980	\$	26.480.790	🟢	68,50%
76488070	INGENIERIA Y SEGURIDAD INDUSTRIAL	\$	635.818.500	\$	635.818.500	\$	635.818.500	🟢	100,00%
76505914	TCL GROUP SPA	\$	38.506.500	\$	38.506.500	\$	38.022.750	🟢	99,37%
76553613	PAUL HARTMANN CHILE SPA	\$	13.840.800	\$	13.840.800	\$	12.483.000	🟢	95,09%
76583857	IC GLOBAL CHILE SPA	\$	6.108.217.240	\$	6.108.614.440	\$	6.107.825.340	🟢	100,00%
76592530	FLEXING CHILE SPA	\$	1.341.359.270	\$	1.341.359.270	\$	1.331.219.270	🟢	99,62%
76628610	IMPORT Y COMERCIALIZADORA RE-M	\$	378.574.970	\$	366.327.396	\$	366.322.496	🟢	96,76%
76642770	LABVITALIS S.A.	\$	1.602.744.723	\$	1.259.720.841	\$	1.249.778.584	🟢	78,29%
76669630	OPKO CHILE S.A.	\$	19.638.195.031	\$	19.441.536.107	\$	19.441.536.107	🟢	99,00%
76688653	CEGAPHARMA SPA	\$	6.463.000	\$	222.000	\$	222.000	🔴	3,43%
76695020	IMP Y COMERCIALIZADORA HOFMANN	\$	98.001.580	\$	1.868.400	\$	1.567.500	🔴	1,75%
76695226	SOCIEDAD COMERCIAL BIO-PHARMAM	\$	242.421.000	\$	170.023.400	\$	57.836.000	🟡	47,00%
76705621	CEGASURGICAL SPA	\$	407.473.000	\$	407.115.000	\$	407.079.200	🟢	99,91%
76709214	ECOCARE SPS	\$	130.079.682	\$	130.079.682	\$	130.079.682	🟢	100,00%
76711330	NOVO NORDISK FARMACEUTICA LIM	\$	20.850.540.723	\$	20.850.540.723	\$	20.850.540.723	🟢	100,00%
76719400	LIMAX SALUD	\$	205.845.000	\$	205.845.000	\$	205.579.000	🟢	99,94%
76727397	GEAMED S.A.	\$	124.919.200	\$	101.945.760	\$	95.998.560	🟢	79,23%
76732365	BIOMEDIKA S.P.A	\$	298.200.420	\$	266.769.720	\$	263.585.880	🟢	88,93%
76739028	TAGORE CHILE S.A.	\$	8.702.640	\$	6.029.280	\$	6.029.280	🟢	69,28%
76751494	LABORATORIO BOCELI SPA	\$	718.111.810	\$	673.151.580	\$	672.558.260	🟢	93,70%
76754308	DR REDDY S LABORATORIES CHILE	\$	2.596.960.590	\$	2.353.287.950	\$	2.351.813.080	🟢	90,59%
76758693	SOTECNO MEDICAL SPA	\$	36.438.750	\$	36.423.375	\$	34.040.250	🟢	96,69%
76764133	COMERCIAL BETA SPA	\$	132.372.624	\$	132.372.624	\$	132.241.224	🟢	99,95%
76781234	SOLUCIONES MEDICAS SPA	\$	889.920.160	\$	889.920.160	\$	866.714.160	🟢	98,70%
76817360	IMPORTADORA RM S.A.	\$	123.794.625	\$	123.794.625	\$	123.794.625	🟢	100,00%
76827035	LABORATORIO KEMEX CHILE LIMITA	\$	120.120.000	\$	69.510.000	\$	69.510.000	🟡	57,87%
76830090	FARMACEUTICA CARIBEAN LTDA.	\$	7.041.056.063	\$	7.040.752.083	\$	7.038.727.883	🟢	99,98%
76834916	DISTRIBUIDORA QUALIMED LIMITAD	\$	330.525.200	\$	330.476.800	\$	330.525.200	🟢	99,99%
76857605	PHARMA NETWORK SPA	\$	15.667.755.780	\$	15.642.106.264	\$	15.642.106.264	🟢	99,84%
76857891	INVERSIONES C&F SPA	\$	3.670.923.643	\$	3.670.923.643	\$	3.664.109.262	🟢	99,91%
76866699	COMERCIAL VR LIMITADA	\$	88.800.000	\$	87.200.000	\$	87.200.000	🟢	98,20%
76888064	MEGAMEDICAL SPA	\$	37.822.850	\$	36.696.600	\$	36.696.600	🟢	97,02%
76896389	VITAFARMA S.A.	\$	18.364.815.507	\$	17.691.619.737	\$	17.587.760.479	🟢	96,05%
76926592	LABORATORIO CELNOVA CHILE	\$	699.193.329	\$	699.193.329	\$	699.193.329	🟢	100,00%
76930423	SASF COMERCIAL LIMITADA	\$	267.020.320	\$	128.295.460	\$	128.295.460	🟡	48,05%
76956140	ETHON PHARMACEUTICALS COMERCIA	\$	1.254.759.136	\$	1.056.184.875	\$	1.059.015.586	🟢	84,29%
76986924	MDC HEALTH SPA	\$	1.019.301.768	\$	1.019.301.768	\$	1.019.301.768	🟢	100,00%
77006073	DFM PHARMA SPA	\$	5.933.980.011	\$	5.887.427.181	\$	5.887.427.181	🟢	99,22%
77032509	PHARMAXPRESS SPA	\$	42.342.522	\$	42.342.522	\$	42.342.522	🟢	100,00%
77044947	MEDITEX SPA	\$	1.214.757.308	\$	1.192.193.180	\$	1.181.647.180	🟢	97,71%
77050652	DISTRIPHAR SPA	\$	4.109.115.811	\$	3.348.575.986	\$	3.187.202.608	🟢	79,53%
77081537	FARMEDICAL SPA	\$	136.320.000	\$	136.320.000	\$	136.320.000	🟢	100,00%
77084747	SIRON PHARMA SPA	\$	141.497.440	\$	141.497.440	\$	135.986.200	🟢	98,05%
77091384	PINNACLE CHILE SPA	\$	1.760.902.164	\$	1.760.610.516	\$	1.760.583.016	🟢	99,98%
77128533	ORGANON CHILE SPA	\$	3.754.338.616	\$	3.683.100.240	\$	3.661.034.270	🟢	97,81%
77165768	INSUAMERICA SPA	\$	134.982.400	\$	134.306.600	\$	134.960.600	🟢	99,74%
77237150	COMERCIAL KENDALL (CHILE) LTDA	\$	2.880.470.000	\$	2.880.470.000	\$	2.880.470.000	🟢	100,00%
77239822	HSE PHARMA SPA	\$	1.201.027.500	\$	1.190.720.700	\$	1.190.957.700	🟢	99,15%
77240238	EMCURE PHARMA CHILE SPA	\$	925.780.350	\$	925.780.350	\$	925.780.350	🟢	100,00%

77261801	COMERCIAL HEVEA SPA	\$	875.278.480	\$	764.017.100	\$	733.532.250	✓	85,55%
77302720	COMERCIALIZADORA DIUANA Y BERC	\$	34.936.680	\$	34.586.040	\$	34.586.040	✓	99,00%
77337544	SCM PHARMA SPA	\$	292.774.570	\$	228.631.900	\$	201.630.810	✓	73,48%
77354932	BECRUX LABS SPA	\$	244.588.044	\$	244.588.044	\$	244.588.044	✓	100,00%
77356148	NEOMEDI SPA	\$	530.655.576	\$	526.988.298	\$	515.347.168	✓	98,21%
77402517	ABASTECIMIENTO CLINICO SPA	\$	273.565.300	\$	273.565.300	\$	273.565.300	✓	100,00%
77430568	ISI-MED SPA	\$	241.926.900	\$	106.199.100	\$	53.239.800	✗	32,95%
77478120	FRESENIUS KABI CHILE LIMITADA	\$	1.674.812.600	\$	1.391.238.300	\$	1.358.645.000	✓	82,10%
77496592	SINOCARE CHILE	\$	60.585.000	\$	-	\$	-	✗	0,00%
77596940	LABORATORIO CHILE S.A.	\$	11.214.245.886	\$	10.076.330.520	\$	8.929.078.915	✓	84,74%
77606220	SASF DIVISION MEDICA	\$	534.382.486	\$	192.169.806	\$	192.169.806	!	35,96%
77615297	ALEMBIC PHARMACEUTICAL SPA	\$	15.365.502	\$	15.365.502	\$	15.365.502	✓	100,00%
77618761	MEDIKS S.A.	\$	102.287.299	\$	69.327.519	\$	67.987.211	✓	67,12%
77618767	REDLAB S.A.	\$	58.082.600	\$	58.082.600	\$	58.082.600	✓	100,00%
77649912	MEDICAL FRONT SPA	\$	3.096.700	\$	-	\$	-	✗	0,00%
77662300	INDUSTRIAL Y COMERCIAL SAN DIE	\$	23.798.600	\$	23.798.600	\$	23.493.000	✓	99,36%
77753930	GRUPOCHIC S.A.	\$	3.856.140	\$	3.856.140	\$	3.856.140	✓	100,00%
77781470	DROG FARMOQUIMICA DEL PACIFICO	\$	797.253.530	\$	639.345.390	\$	581.787.696	✓	76,58%
77783690	DOLPHIN MEDICAL Y CIA LTDA	\$	24.700.000	\$	24.700.000	\$	24.700.000	✓	100,00%
77807840	RECETARIO MAGISTRAL ENDOVENOSO	\$	3.831.646.916	\$	3.215.364.276	\$	3.143.017.304	✓	82,97%
77943920	SOC IMPORTADO Y EXP DE PRODUCT	\$	1.357.620.000	\$	977.020.000	\$	977.020.000	✓	71,97%
77978050	SOLUC INTEG EN TERAPIA RESPIRA	\$	174.824.125	\$	16.266.625	\$	2.542.500	✗	5,38%
78060400	EXXIMMED SPA	\$	57.726.310	\$	57.127.210	\$	57.127.210	✓	98,96%
78083940	INSUMOS MEDICOS HOSPITALARIO S	\$	3.675.000	\$	3.675.000	\$	3.675.000	✓	100,00%
78233420	HOSPITALIA PRODUCTOS MEDICOS L	\$	575.673.000	\$	480.273.000	\$	409.524.000	✓	77,28%
78238490	TEXTILES SUPER LTDA.	\$	225.939.560	\$	225.456.060	\$	220.057.180	✓	98,59%
78366970	IND.Y COM. BAXTER DE CHILE LTD	\$	5.597.921.616	\$	5.597.921.616	\$	5.586.437.552	✓	99,90%
78411950	ALLERGAN LABORATORIOS LIMITADA	\$	395.579.443	\$	380.824.873	\$	343.386.392	✓	91,54%
78634170	SOC DISTRIBUIDORA COMERCIAL E	\$	12.138.900	\$	10.977.900	\$	10.977.900	✓	90,44%
78740450	RECBEN XENERICS FARMACEUTICA	\$	11.734.201.055	\$	11.675.437.825	\$	11.592.825.995	✓	99,15%
78914950	SALLES ZAPATA Y COMPANIA LIMIT	\$	1.220.700.880	\$	982.023.820	\$	980.150.620	✓	80,37%
79510190	INERSIONES Y SERVICIOS BALDER	\$	111.935.730	\$	111.569.930	\$	111.768.530	✓	99,76%
79581120	DIFEM LABORATORIOS S.A.	\$	961.701.818	\$	960.181.058	\$	960.181.058	✓	99,84%
79744580	BLUNDING S.A.	\$	153.903.900	\$	152.258.900	\$	152.034.900	✓	98,86%
79802770	EUROFARMA CHILE S.A.	\$	857.508.466	\$	843.435.486	\$	846.983.282	✓	98,57%
79873270	LABORATORIO BIOTOSCANA FARMA S	\$	1.150.426.856	\$	1.150.426.856	\$	1.150.426.856	✓	100,00%
80447400	MUNNICH PHARMA MEDICAL LIMITAD	\$	303.767.070	\$	292.234.920	\$	257.670.716	✓	90,51%
80621200	MERCK S A	\$	8.508.020.152	\$	8.490.206.564	\$	8.496.584.282	✓	99,83%
81210400	REUTTER S.A.	\$	74.163.000	\$	74.163.000	\$	74.163.000	✓	100,00%
81323800	GRUNENTHAL CHILENA LTDA.	\$	1.270.949.420	\$	1.270.949.420	\$	1.270.949.420	✓	100,00%
82496800	LABORATORIOS WYETH LLC	\$	10.910.766.268	\$	10.074.850.780	\$	10.184.036.830	✓	92,84%
82999400	ROCHE CHILE LIMITADA	\$	10.607.907.932	\$	10.163.866.064	\$	9.168.931.778	✓	91,12%
83002400	NOVARTIS CHILE S A	\$	21.116.390.563	\$	20.425.553.783	\$	20.428.223.903	✓	96,73%
84456700	COMERCIAL PEREZ NIKLITSCHK LT	\$	38.307.300	\$	38.307.300	\$	38.307.300	✓	100,00%
84609600	MADEGOM S.A.	\$	159.142.200	\$	155.323.050	\$	143.132.860	✓	93,77%
85025700	GLAXOSMITHKLINE CHILE FARMACEU	\$	2.878.459.037	\$	2.294.031.317	\$	2.290.272.359	✓	79,63%
85462700	BUHOS SOC COMERCIAL INDUSTRIAL	\$	341.405.900	\$	137.881.000	\$	137.881.000	!	40,39%
86537600	ALCON LABORATORIOS CHILE LIMIT	\$	934.505.469	\$	-	\$	-	✗	0,00%
86821000	INMED DROGUERIA SPA	\$	289.513.200	\$	250.180.100	\$	218.692.350	✓	80,98%
87674400	LABORATORIO PASTEUR S.A.	\$	4.134.330.428	\$	3.778.653.657	\$	3.543.698.195	✓	88,56%
87860400	RECUPERADORA TEXTIL LTDA.	\$	31.833.100	\$	20.944.200	\$	19.068.600	!	62,85%
88466300	TECNOFARMA S A	\$	4.193.912.032	\$	4.193.912.032	\$	4.193.912.032	✓	100,00%
88597500	LABORATORIO BIOSANO S.A.	\$	8.477.898.570	\$	8.270.167.370	\$	8.244.145.820	✓	97,40%
88900200	INTERNATIONAL CLINIC S.A	\$	3.315.000	\$	3.315.000	\$	3.315.000	✓	100,00%
89652800	AMF SEGURIDAD S.A.	\$	102.138.080	\$	90.372.000	\$	102.138.080	✓	94,24%
89688800	KNOP LABORATORIOS S.A.	\$	74.358.000	\$	74.358.000	\$	73.386.000	✓	99,35%
90073000	INSTITUTO SANITAS S.A.	\$	2.021.645.210	\$	1.957.972.770	\$	1.943.183.750	✓	96,48%
91537000	BAYER S A	\$	2.248.435.176	\$	2.248.435.176	\$	2.248.435.176	✓	100,00%
91546000	LABORATORIO SANDERSON SA	\$	11.101.581.605	\$	9.102.860.577	\$	8.951.733.783	✓	81,32%
91575000	SOCOFAR S.A.	\$	315.393.696	\$	315.363.252	\$	266.469.318	✓	92,24%
91637000	LABORATORIOS RECALCINE SA	\$	1.919.697.375	\$	1.798.014.292	\$	1.781.671.392	✓	93,24%

91650000	LABORATORIOS SAVAL S A	\$	1.489.093.440	\$	1.489.093.440	\$	1.483.500.490	✓	99,81%
91871000	LABORATORIOS SILESIA S.A.	\$	3.708.597.954	\$	3.508.653.164	\$	3.508.653.164	✓	94,61%
92251000	SANOFI-AVENTIS DE CHILE S.A.	\$	11.021.400.084	\$	10.455.517.678	\$	10.599.503.384	✓	95,52%
92288000	DROGUERIA HOFMANN LTDA Y CIA E	\$	334.805.010	\$	276.318.640	\$	243.578.510	✓	77,64%
92363000	BRISTOL MYERS SQUIBB DE CHILE	\$	6.776.356.946	\$	6.482.041.858	\$	6.482.041.858	✓	95,66%
93049000	TEXTILES ZAHR S.A.	\$	626.690.000	\$	626.770.000	\$	626.640.000	✓	100,00%
93135000	LABORATORIOS BAGO DE CHILE S.A	\$	843.192.630	\$	773.835.020	\$	773.835.020	✓	91,77%
93366000	COMERCIAL LBF LIMITADA	\$	798.430.390	\$	797.035.190	\$	777.844.310	✓	98,62%
93745000	JOHNSON Y JOHNSON DE CHILE S A	\$	3.705.204.246	\$	3.187.895.897	\$	2.895.696.767	✓	82,10%
94398000	LABORATORIOS LAFI LTDA	\$	347.477.870	\$	336.764.590	\$	333.253.510	✓	96,41%
94544000	MEGALABS CHILE S.A	\$	3.417.151.700	\$	3.416.555.300	\$	3.114.413.710	✓	95,56%
96026000	CHEMOPHARMA S.A.	\$	399.755.180	\$	397.670.020	\$	399.069.440	✓	99,65%
96517170	ALPES CHEMIE S.A.	\$	39.758.400	\$	30.381.120	\$	30.381.120	✓	76,41%
96519830	BPH S.A.	\$	6.481.891.883	\$	6.234.777.557	\$	6.008.049.252	✓	94,44%
96533330	HEMISFERIO SUR S.A.	\$	150.981.600	\$	-	\$	-	✗	0,00%
96545810	DISTRIBUIDORA ISLA DEL REY S.A	\$	2.460.014.240	\$	2.430.269.140	\$	2.426.441.600	✓	98,71%
96582310	GRIFOLS CHILE S A	\$	5.517.186.473	\$	5.517.186.473	\$	5.517.186.473	✓	100,00%
96599510	EUROFARMA	\$	1.631.966.608	\$	1.411.700.934	\$	1.410.168.134	✓	86,46%
96617060	LABORATORIOS RAFFO S.A.	\$	140.689.680	\$	112.737.840	\$	112.737.840	✓	80,13%
96625950	TECNICA S.A.-	\$	6.756.205.420	\$	6.755.815.420	\$	6.755.815.420	✓	99,99%
96670640	PHARMATRADE S.A.	\$	5.487.594.770	\$	4.938.114.390	\$	4.076.943.440	✓	82,14%
96725740	ENVASES PLACART S.A	\$	1.738.875.000	\$	1.738.776.000	\$	1.734.959.400	✓	99,88%
96756540	B. BRAUN MEDICAL SpA	\$	754.260.816	\$	647.702.852	\$	571.611.592	✓	80,83%
96859930	LIBRA CHILE S.A.	\$	3.389.514.470	\$	2.192.724.270	\$	2.192.688.570	!	64,69%
96867320	ESPRIT DE VIE S A	\$	2.921.795.600	\$	2.883.667.560	\$	2.867.775.860	✓	98,42%
96884770	ITF LABOMED FARMACEUTICA LTDA.	\$	5.616.724.500	\$	5.550.378.300	\$	5.547.590.660	✓	98,79%
96894230	SILPAK S.A.	\$	456.706.100	\$	456.706.100	\$	446.691.150	✓	98,90%
96945670	NOVOFARMA SERVICE S A	\$	28.723.609.342	\$	28.616.085.048	\$	28.618.280.788	✓	99,63%
96969310	SOC COMERCIAL BJ SOCIEDAD ANON	\$	414.137.300	\$	413.823.100	\$	413.823.100	✓	99,92%
96981250	PFIZER CHILE S.A.	\$	7.204.719.557	\$	7.076.622.677	\$	7.112.139.857	✓	98,47%
99522620	LABORATORIO D&M PHARMA LTDA.	\$	461.450.400	\$	442.536.000	\$	440.694.000	✓	95,70%
99543190	INTERPHARMA S.A.	\$	544.188.000	\$	544.188.000	\$	540.888.900	✓	99,70%
99545750	MED STYLE S.A.	\$	282.044.400	\$	271.695.340	\$	271.695.340	✓	96,33%
99565040	LABORATORIO KAMPAR S.A.	\$	3.374.591.188	\$	3.051.796.906	\$	2.618.825.408	✓	84,02%
99593170	CEGAMED CHILE S.A.	\$	77.084.500	\$	76.955.700	\$	76.955.700	✓	99,83%
Total general		\$	497.824.518.506	\$	474.660.060.299	\$	467.282.831.072		94,61%

PROMEDIO

92,07%