




























































Factor completitud de información Abril 2023
(PERIODO COMPRENDIDO: Abril 2022 a Marzo 2023)

- Valorizado informado: Corresponde al valorizado de la información de despachos cargada por los proveedores (informe de despachos).
- Valorizado Cedibles: Corresponde al valorizado de los cedibles cargados por los proveedores al servidor FTP de CENABAST
- Valorizado Total: Corresponde al total valorizado de productos solicitados a distribuir, el cual se puede consultar en comportamiento de proveedores columna "Val.Pedido"

Proveedor	Nombre Proveedor	Valor Pedido	Valor Informado	Valor Cedible	Factor
59043540	MERCK SHARP & DOHME (I.A) LLC	\$ 10.226.755.143	\$ 9.031.016.025	\$ 8.810.636.909	 87,23%
59077290	NIPRO MEDICAL CORPORATION CHIL	\$ 159.516.050	\$ 136.565.300	\$ 116.186.600	 79,22%
76012551	IMPORTADORA MEGA MARKET LIMITA	\$ 28.511.000	\$ 28.511.000	\$ 28.511.000	 100,00%
76018782	LABORATORIO DEUTSCHE PHARMA S.	\$ 797.736.860	\$ 747.361.440	\$ 734.651.140	 92,89%
76020266	CONVATEC CHILE S.A.	\$ 58.976.440	\$ 58.976.440	\$ 58.976.440	 100,00%
76032097	SYNTHON CHILE LTDA	\$ 681.149.500	\$ 638.388.500	\$ 544.463.940	 86,83%
76055804	SOCIEDAD DE INVERSIONES PHARMA	\$ 3.558.697.967	\$ 3.558.697.967	\$ 3.558.697.967	 100,00%
76062131	REPRESENTACIONES BIOTEC SPA	\$ 241.609.100	\$ 195.906.200	\$ 195.906.200	 81,08%
76065775	FAES FARMA CHILE	\$ 2.706.128.300	\$ 2.706.128.300	\$ 2.706.128.300	 100,00%
76070033	ARAMA NATURAL PRODUCTS DISTRIB	\$ 1.859.851.451	\$ 1.859.851.451	\$ 1.859.851.451	 100,00%
76079782	WINPHARM SPA	\$ 4.406.637.489	\$ 3.775.838.466	\$ 3.775.838.466	 85,69%
76084945	GADOR LIMITADA	\$ 2.543.416.600	\$ 2.500.370.850	\$ 2.499.940.850	 98,30%
76091301	LABORATORIOS BIOPAS S.A	\$ 312.630.500	\$ 258.112.230	\$ 257.136.450	 82,41%
76099325	MEDINOVA LIMITADA	\$ 436.133.950	\$ 436.133.950	\$ 436.133.950	 100,00%
76099774	BIOGEN CHILE SPA	\$ 1.499.351.040	\$ 1.493.876.736	\$ 1.471.979.520	 98,90%
76105305	LUXYPHARM SPA	\$ 1.679.826.632	\$ 1.601.887.881	\$ 1.601.887.881	 95,36%
76113734	PHARMATECH CHILE SPA	\$ 1.088.602.338	\$ 549.234.474	\$ 736.701.492	 59,06%
76116604	BLUEMEDICAL S.A.	\$ 4.422.000	\$ 4.422.000	\$ 4.422.000	 100,00%
76133312	LABORATORIO HOSPIFARMA CHILE L	\$ 673.340.649	\$ 626.562.238	\$ 626.460.238	 93,05%
76139337	ENDOTEC S.A.	\$ 53.087.600	\$ 53.087.600	\$ 48.166.600	 95,37%
76150425	COMERCIAL REUTTER S.A.	\$ 10.203.197.680	\$ 9.881.521.220	\$ 9.862.859.180	 96,76%
76167715	DETERGENTES CONCENTRADOS S.A.	\$ 4.504.770.690	\$ 4.503.824.640	\$ 4.503.750.380	 99,98%
76171739	SOCIEDAD COMERCIAL FREDE Y COY	\$ 1.975.750	\$ 1.975.750	\$ 1.975.750	 100,00%
76175092	ASCEND LABORATORIES SPA	\$ 12.264.863.394	\$ 12.183.846.366	\$ 12.183.560.496	 99,34%
76186732	BSN MEDICAL SPA	\$ 655.218.378	\$ 655.218.378	\$ 572.790.250	 93,71%
76212732	ABBVIE PRODUCTOS FARMACEUTICOS	\$ 1.990.586.958	\$ 1.989.523.445	\$ 1.989.523.445	 99,95%
76237266	LABORATORIOS ANDROMACO S.A.	\$ 2.035.721.498	\$ 2.016.168.998	\$ 2.016.162.298	 99,04%
76247477	FARMACEUTICA XENIUS LIMITADA	\$ 140.444.000	\$ 131.624.000	\$ 131.624.000	 93,72%
76285229	GALENICUM HEALTH CHILE SPA	\$ 1.652.810.983	\$ 1.652.810.983	\$ 1.651.273.803	 99,95%
76293757	RAMIREZ SAGREDO Y COMPAÑIA LIM	\$ 24.778.000	\$ 24.679.000	\$ 19.102.000	 88,35%
76307190	GEDEON RICHTER CHILE SPA	\$ 81.704.400	\$ 79.503.000	\$ 79.353.000	 97,21%
76325278	COM VITALSEC MARIA DE LOS ANGE	\$ 94.025.640	\$ 92.855.200	\$ 91.815.440	 98,20%
76328242	ASPEN CHILE S.A.	\$ 661.629.995	\$ 604.580.800	\$ 603.563.825	 91,30%
76330700	IMV INGENIERIA LIMITADA	\$ 12.013.750	\$ 12.013.750	\$ -	 50,00%
76352414	SCHONFELDT VIDAMEDICA SPA	\$ 317.449.520	\$ 317.449.520	\$ 295.557.720	 96,55%
76377981	LABORATORIO LKM CHILE SPA	\$ 585.459.500	\$ 580.777.900	\$ 580.777.900	 99,20%
76383221	EXELTIS CHILE SPA	\$ 2.555.444.670	\$ 2.555.234.220	\$ 2.555.417.670	 100,00%
76416055	UNIFARMA SPA	\$ 1.695.226.150	\$ 1.659.958.610	\$ 1.657.020.730	 97,83%
76423281	PISA FARMACEUTICA DE CHILE SPA	\$ 2.919.691.950	\$ 2.460.562.047	\$ 2.377.646.065	 82,85%
76425175	ZERICUM SPA	\$ 1.934.404.000	\$ 1.934.404.000	\$ 1.934.404.000	 100,00%
76432529	CSL BEHRING SPA	\$ 2.493.029.972	\$ 2.453.510.219	\$ 2.453.510.219	 98,41%
76437991	SEVEN PHARMA CHILE SPA	\$ 1.899.938.780	\$ 1.800.390.220	\$ 1.770.020.360	 93,96%
76447530	ASTRAZENECA S.A.	\$ 2.799.879.220	\$ 2.791.325.084	\$ 2.791.158.832	 99,69%
76449260	VESTUARIOS INDUSTRIALES S.A.	\$ 61.410.000	\$ 61.410.000	\$ 61.410.000	 100,00%
76479314	ALPHA PHARMA SPA	\$ 310.528.303	\$ 297.129.165	\$ 296.736.075	 95,62%
76628610	IMPORT Y COMERCIALIZADORA RE-M	\$ 444.620.957	\$ 399.134.417	\$ 399.134.417	 89,77%
76631490	GLOBAL MED LTDA.	\$ 28.695.072	\$ 20.002.832	\$ 18.830.184	 67,66%
76642770	LABVITALIS S.A.	\$ 1.470.821.703	\$ 1.053.456.892	\$ 1.053.456.892	 71,62%
76669630	OPKO CHILE S.A.	\$ 24.125.886.589	\$ 24.055.697.389	\$ 23.848.785.843	 99,28%
76688653	CEGAPHARMA SPA	\$ 34.718.000	\$ 19.893.000	\$ 17.492.000	 53,84%
76711330	NOVO NORDISK FARMACEUTICA LIMI	\$ 16.728.107.494	\$ 16.728.107.494	\$ 16.728.107.494	 100,00%
76732365	BIOMEDIKA S.P.A	\$ 455.313.580	\$ 118.364.760	\$ 111.938.760	 25,29%
76754308	DR REDDY S LABORATORIES CHILE	\$ 2.132.868.050	\$ 2.003.150.930	\$ 1.975.289.580	 93,27%
76764133	COMERCIAL BETA SPA	\$ 153.010.721	\$ 153.010.721	\$ 153.001.721	 100,00%
76857605	PHARMA NETWORK SPA	\$ 1.658.710.898	\$ 1.658.710.898	\$ 1.658.710.898	 100,00%
76956140	ETHON PHARMACEUTICALS COMERCIA	\$ 430.527.034	\$ 430.527.034	\$ 430.527.034	 100,00%
77237150	COMERCIAL KENDALL (CHILE) LTDA	\$ 2.627.400.000	\$ 2.558.820.000	\$ 2.558.820.000	 97,39%
77302720	COMERCIALIZADORA DIJANA Y BERC	\$ 32.782.320	\$ 24.594.960	\$ 24.594.960	 75,03%
77437250	SERVICIOS DE ADMINIST. Y VENTA	\$ 1.097.600	\$ 1.097.600	\$ 1.097.600	 100,00%

77478120	FRESENIUS KABI CHILE LIMITADA	\$	2.209.173.700	\$	1.995.858.000	\$	1.978.160.600	✘	89,94%
77596940	LABORATORIO CHILE S.A.	\$	13.738.412.600	\$	13.159.046.418	\$	12.686.270.875	!	94,06%
77606220	SASF DIVISION MEDICA	\$	508.660.398	\$	-	\$	-	✘	0,00%
77781470	DROG FARMOQUIMICA DEL PACIFICO	\$	585.348.262	\$	473.873.104	\$	470.872.864	✘	80,70%
78026330	ETEX FARMACEUTICA LIMITADA	\$	1.385.040.594	\$	1.167.117.754	\$	1.156.651.254	✘	83,89%
78060400	EXXIMMED SPA	\$	200.583.780	\$	200.583.780	\$	200.583.780	✓	100,00%
78366970	IND.Y COM. BAXTER DE CHILE LTD	\$	5.277.384.960	\$	5.277.384.960	\$	4.859.130.820	!	96,04%
78411950	ALLERGAN LABORATORIOS LIMITADA	\$	1.189.937.129	\$	533.121.110	\$	528.812.824	✘	44,62%
78740450	RECBEN XENERICS FARMACEUTICA	\$	9.205.274.710	\$	9.061.169.545	\$	9.047.054.650	!	98,36%
78914950	SALLES ZAPATA Y COMPANIA LIMIT	\$	1.031.460.920	\$	966.055.760	\$	965.589.320	!	93,64%
78936310	NEUMANN LTDA.	\$	29.827.420	\$	29.827.420	\$	29.827.420	✓	100,00%
79581120	DIFEM LABORATORIOS S.A.	\$	1.369.686.408	\$	1.265.050.648	\$	1.265.552.148	!	92,38%
79744580	BLUNDING S.A.	\$	74.164.940	\$	73.753.940	\$	73.003.940	!	98,94%
79802770	EUOFARMA CHILE S.A.	\$	2.308.609.334	\$	2.067.940.280	\$	1.956.169.324	✘	87,15%
79873270	LABORATORIO BIOTOSCANA FARMA S	\$	848.346.920	\$	839.593.820	\$	839.593.820	!	98,97%
80447400	MUNNICH PHARMA MEDICAL LIMITAD	\$	1.273.621.626	\$	1.263.567.358	\$	910.098.797	✘	85,33%
80621200	MERCK S A	\$	8.005.498.700	\$	7.989.107.214	\$	7.999.615.986	!	99,86%
81210400	REUTTER S.A.	\$	1.191.327.280	\$	1.042.288.090	\$	1.042.288.090	✘	87,49%
81323800	GRUNENTHAL CHILENA LTDA.	\$	949.874.338	\$	944.276.090	\$	944.282.290	!	99,41%
82496800	LABORATORIOS WYETH LLC	\$	8.815.906.361	\$	8.047.878.979	\$	7.995.744.172	!	90,99%
82999400	ROCHE CHILE LIMITADA	\$	7.286.086.822	\$	7.232.341.944	\$	6.956.213.247	!	97,37%
83002400	NOVARTIS CHILE S A	\$	16.896.622.251	\$	16.390.438.994	\$	16.392.077.988	!	97,01%
84456700	COMERCIAL PEREZ NIKLITSCHK LT	\$	95.369.805	\$	95.197.505	\$	87.021.350	!	95,53%
84609600	MADEGOM S.A.	\$	404.415.580	\$	356.527.655	\$	315.143.160	✘	83,04%
85025700	GLAXOSMITHKLINE CHILE FARMACEU	\$	1.424.622.561	\$	1.356.651.606	\$	1.339.047.006	!	94,61%
85462700	BUHOS SOC COMERCIAL INDUSTRIAL	\$	485.251.800	\$	286.011.600	\$	285.336.850	✘	58,87%
86537600	ALCON LABORATORIOS CHILE LIMIT	\$	769.586.878	\$	-	\$	-	✘	0,00%
86821000	INMED DROGUERIA LIMITADA	\$	210.456.000	\$	176.136.600	\$	176.075.200	✘	83,68%
87674400	LABORATORIO PASTEUR S.A.	\$	4.806.221.136	\$	4.102.783.261	\$	4.070.346.076	✘	85,03%
88466300	TECNOFARMA S A	\$	3.328.966.512	\$	3.328.966.512	\$	3.328.966.512	✓	100,00%
88597500	LABORATORIO BIOSANO S.A.	\$	7.692.890.195	\$	7.527.215.895	\$	7.520.566.345	!	97,80%
90073000	INSTITUTO SANITAS S.A.	\$	2.524.434.515	\$	2.339.982.879	\$	2.293.570.243	!	91,77%
91537000	BAYER S A	\$	7.169.540.427	\$	6.938.584.911	\$	4.111.306.785	✘	77,06%
91546000	LABORATORIO SANDERSON SA	\$	10.059.783.234	\$	9.157.446.187	\$	8.999.213.352	!	90,24%
91575000	SOCOFAR S.A.	\$	598.400.608	\$	596.231.259	\$	506.464.032	!	92,14%
91637000	LABORATORIOS RECALCINE SA	\$	3.871.826.200	\$	3.494.094.100	\$	3.472.454.300	✘	89,96%
91650000	LABORATORIOS SAVAL S A	\$	2.209.068.670	\$	2.061.541.970	\$	2.061.367.810	!	93,32%
91871000	LABORATORIOS SILESIA S.A.	\$	13.865.704.439	\$	13.690.351.869	\$	13.689.858.519	!	98,73%
92251000	SANOFI-AVENTIS DE CHILE S.A.	\$	12.920.339.671	\$	12.175.933.159	\$	11.895.473.479	!	93,15%
92288000	DROGUERIA HOFMANN LTDA Y CIA E	\$	823.665.595	\$	742.588.940	\$	697.994.740	✘	87,45%
92363000	BRISTOL MYERS SQUIBB DE CHILE	\$	5.401.657.370	\$	5.065.905.966	\$	5.053.606.166	!	93,67%
93135000	LABORATORIOS BAGO DE CHILE S.A	\$	1.435.388.356	\$	1.426.856.896	\$	1.426.181.996	!	99,38%
93366000	COMERCIAL LBF LIMITADA	\$	702.046.960	\$	699.194.160	\$	665.826.320	!	97,22%
93408000	IMPRENTA ALFREDO MOLINA FLORES	\$	5.669.400	\$	5.669.400	\$	5.669.400	✓	100,00%
93745000	JOHNSON Y JOHNSON DE CHILE S A	\$	2.136.206.669	\$	2.049.995.474	\$	2.088.103.189	!	96,86%
93791000	HELIOS S.A.	\$	76.772.000	\$	8.699.750	\$	8.589.250	✘	11,26%
94398000	LABORATORIOS LAFI LTDA	\$	648.810.590	\$	648.062.280	\$	646.102.420	!	99,73%
94544000	MEGALABS CHILE S.A	\$	2.204.335.620	\$	2.204.074.620	\$	2.203.606.620	!	99,98%
96026000	CHEMOPHARMA S.A.	\$	287.505.960	\$	287.036.700	\$	284.027.380	!	99,31%
96515660	CENTRAL COMPRAS EXTRA SISTEMA	\$	41.115.500	\$	-	\$	-	✘	0,00%
96517170	ALPES CHEMIE S.A.	\$	103.783.680	\$	98.192.160	\$	95.610.240	!	93,37%
96519830	BPH S.A.	\$	6.029.626.701	\$	5.723.294.418	\$	5.656.933.389	!	94,37%
96599510	MEDIPHARM	\$	107.763.900	\$	104.687.640	\$	95.748.000	!	93,00%
96625950	TECNICA S.A.-	\$	3.505.073.620	\$	3.505.073.620	\$	3.505.073.620	✓	100,00%
96670640	PHARMATRADE S.A.	\$	1.973.452.850	\$	1.859.266.410	\$	1.814.683.620	!	93,08%
96670840	DIMERC S A	\$	476.715.072	\$	393.332.928	\$	217.188.912	✘	64,03%
96756540	B. BRAUN MEDICAL SpA	\$	875.710.250	\$	586.906.030	\$	587.332.344	✘	67,04%
96859930	LIBRA CHILE S.A.	\$	3.664.617.420	\$	2.458.175.520	\$	2.424.496.800	✘	66,62%
96884770	ITF LABOMED FARMACEUTICA LTDA.	\$	3.854.839.210	\$	3.785.802.010	\$	3.783.622.310	!	98,18%
96894230	SILPAK S.A.	\$	279.784.675	\$	235.594.675	\$	235.205.725	✘	84,14%
96945670	NOVOFARMA SERVICE S A	\$	21.035.019.217	\$	20.940.117.355	\$	20.931.960.891	!	99,53%
96969310	SOC COMERCIAL BJ SOCIEDAD ANON	\$	485.423.100	\$	436.007.500	\$	436.007.500	✘	89,82%
96981250	PFIZER CHILE S.A.	\$	3.073.265.305	\$	3.063.912.305	\$	3.051.923.545	!	99,50%
99522620	LABORATORIO D&M PHARMA LTDA.	\$	9.903.800	\$	9.903.800	\$	9.903.800	✓	100,00%
99543190	INTERPHARMA S.A.	\$	417.599.880	\$	411.888.480	\$	411.853.380	!	98,63%
99565040	LABORATORIO KAMPAR S.A.	\$	2.491.474.506	\$	2.327.442.384	\$	2.311.725.784	!	93,10%
99593170	CEGAMED CHILE S.A.	\$	255.336.552	\$	220.049.576	\$	220.049.576	✘	86,18%
76727397	GEAMED S.A.	\$	581.300.810	\$	560.739.850	\$	555.032.300	!	95,97%
76389452	QUALITEC FARMACEUTICA LIMITADA	\$	21.848.400	\$	18.207.000	\$	18.207.000	✘	83,33%
76772596	MEDICINAE SPA	\$	5.116.617.310	\$	809.941.590	\$	809.941.590	✘	15,83%
76830090	FARMACEUTICA CARIBEAN LTDA.	\$	3.477.556.188	\$	3.477.556.188	\$	3.476.832.788	!	99,99%
76930423	SASF COMERCIAL LIMITADA	\$	220.708.590	\$	80.990.040	\$	78.918.310	✘	36,23%

76966960	SOCIEDAD IMPORT. Y DISTRIB. AR	\$	149.640.000	\$	146.680.000	\$	142.232.000	🟡	96,54%
76307605	STRENUUS MEDICAL LTD	\$	218.318.280	\$	218.318.280	\$	218.318.280	🟢	100,00%
76705621	CEGASURGICAL SPA	\$	217.721.100	\$	161.084.100	\$	161.084.100	🔴	73,99%
76888064	MEGAMEDICAL SPA	\$	190.370.450	\$	168.627.800	\$	160.254.750	🔴	86,38%
76142730	GEMCO GENERAL MACHINERY CO. LT	\$	33.425.000	\$	21.350.000	\$	20.195.000	🔴	62,15%
76857891	INVERSIONES C&F SPA	\$	6.460.520.144	\$	6.059.712.511	\$	6.059.712.511	🟡	93,80%
76128840	TREMA DENTAL LIMITADA	\$	84.361.200	\$	73.246.800	\$	73.088.400	🔴	86,73%
76146075	ACRUX LABS S.A.	\$	3.784.675.882	\$	3.679.056.343	\$	3.669.839.841	🟡	97,09%
76215260	COMERCIAL NEMO CHILE LIMITADA	\$	676.127.680	\$	668.813.480	\$	644.591.195	🟡	97,13%
76418921	PHARMARIS CHILE SPA	\$	19.038.600	\$	4.161.600	\$	4.161.600	🔴	21,86%
76896389	VITAFARMA S.A.	\$	12.918.227.725	\$	12.390.792.465	\$	12.357.759.115	🟡	95,79%
93049000	TEXTILES ZAHR S.A.	\$	377.704.900	\$	377.591.700	\$	357.065.700	🟡	97,25%
87860400	RECUPERADORA TEXTIL LTDA.	\$	69.345.100	\$	41.992.600	\$	40.638.000	🔴	59,58%
76758693	SOTECNO MEDICAL SPA	\$	33.011.375	\$	32.980.625	\$	29.598.125	🟡	94,78%
76994349	FASTMED SPA	\$	35.427.450	\$	35.427.450	\$	35.427.450	🟢	100,00%
78233420	HOSPITALIA PRODUCTOS MEDICOS L	\$	788.571.000	\$	488.832.000	\$	470.163.000	🔴	60,81%
76592530	FLEXING CHILE SPA	\$	5.403.325.740	\$	5.403.325.740	\$	5.401.919.160	🟡	99,99%
76602791	DKT CHILE SPS	\$	511.680.000	\$	509.548.000	\$	494.952.000	🟡	98,16%
76719400	LIMAX SALUD	\$	240.872.800	\$	234.488.800	\$	233.960.800	🟡	97,24%
76827035	LABORATORIO KEMEX CHILE LIMITA	\$	93.660.000	\$	80.010.000	\$	80.010.000	🔴	85,43%
77044947	MEDITEX SPA	\$	2.152.929.302	\$	2.131.080.404	\$	2.123.494.004	🟡	98,81%
76300659	DISTRIBUIDORA ROYAL CHILE SPA	\$	2.646.000	\$	2.646.000	\$	2.646.000	🟢	100,00%
76866699	COMERCIAL VR LIMITADA	\$	92.800.000	\$	85.600.000	\$	85.600.000	🟡	92,24%
96725740	ENVASES PLACART S.A	\$	664.161.000	\$	664.161.000	\$	657.077.400	🟡	99,47%
77006073	DFM PHARMA SPA	\$	5.462.345.599	\$	5.231.096.797	\$	5.231.096.797	🟡	95,77%
60806000	CASA DE MONEDA DE CHILE	\$	47.822.280	\$	41.818.720	\$	35.209.820	🔴	80,54%
77783690	DOLPHIN MEDICAL Y CIA LTDA	\$	22.970.000	\$	-	\$	18.070.000	🔴	39,33%
76296704	LABORATORIOS RICHMOND CHILE LT	\$	41.368.520	\$	35.622.080	\$	35.679.080	🔴	86,18%
76108556	LABORATORIO LUIS PIZARRO VASQU	\$	629.673.960	\$	629.667.540	\$	629.673.960	🟡	100,00%
76488070	INGENIERIA Y SEGURIDAD INDUSTRI	\$	1.773.925.600	\$	1.773.444.700	\$	1.773.307.300	🟡	99,97%
77239822	HSE PHARMA SPA	\$	1.356.391.350	\$	1.356.391.350	\$	1.356.391.350	🟢	100,00%
79904900	IMPORT. EXPORT. WINTEC LTDA	\$	172.930.800	\$	143.085.600	\$	116.429.600	🔴	75,03%
76057398	SOCIEDAD DE REPRESENTACION IMP	\$	56.995.320	\$	56.699.920	\$	28.670.680	🔴	74,89%
76926592	LABORATORIO CELNOVA CHILE	\$	589.959.216	\$	589.959.216	\$	589.959.216	🟢	100,00%
77807840	RECETARIO MAGISTRAL ENDOVENOSO	\$	768.400.625	\$	705.983.325	\$	671.643.625	🔴	89,64%
77050652	DISTRIPHAR SPA	\$	270.116.662	\$	241.519.217	\$	241.445.839	🔴	89,40%
77337544	SCM PHARMA SPA	\$	368.724.420	\$	230.702.170	\$	173.890.770	🔴	54,86%
59106780	GLOBAL HEALTHCARE CHILE L P OF	\$	17.336.000	\$	15.818.000	\$	15.818.000	🟡	91,24%
77354932	BECRUX LABS SPA	\$	118.328.260	\$	118.292.820	\$	118.312.360	🟡	99,98%
77753930	GRUPOCHIC S.A.	\$	6.823.170	\$	6.313.680	\$	2.797.200	🔴	66,76%
77978050	SOLUC INTEG EN TERAPIA RESPIRA	\$	2.046.251.750	\$	1.174.048.425	\$	1.149.240.300	🔴	56,77%
76986924	MDC HEALTH SPA	\$	437.725.618	\$	437.725.618	\$	437.725.618	🟢	100,00%
77165768	INSUAMERICA SPA	\$	722.813.000	\$	674.685.000	\$	613.726.000	🔴	89,12%
76111113	CLINICaI MARKET S.A.	\$	4.813.570.545	\$	4.813.570.545	\$	4.813.570.545	🟢	100,00%
76191389	SERVICIOS Y MAQUILA SERVICE LT	\$	829.670.340	\$	826.825.470	\$	826.761.070	🟡	99,65%
76751494	LABORATORIO BOCELI SPA	\$	287.060.700	\$	287.060.700	\$	287.060.700	🟢	100,00%
76781234	SOLUCIONES MEDICAS SPA	\$	298.286.420	\$	298.286.420	\$	298.162.420	🟡	99,98%
76834916	DISTRIBUIDORA QUALIMED LIMITAD	\$	180.051.900	\$	180.051.900	\$	180.051.900	🟢	100,00%
77032509	PHARMAXPRESS SPA	\$	55.356.033	\$	55.356.033	\$	55.229.085	🟡	99,89%
77240238	EMCURE PHARMA CHILE SPA	\$	202.955.300	\$	202.955.300	\$	202.955.300	🟢	100,00%
77261801	COMERCIAL HEVEA SPA	\$	500.018.600	\$	461.240.940	\$	338.577.030	🔴	79,98%
79510190	INERSIONES Y SERVICIOS BALDER	\$	69.942.200	\$	279.000	\$	36.768.480	🔴	26,48%
96604460	ECOLAB S.A.	\$	150.040.032	\$	58.149.120	\$	1.147.680	🔴	19,76%
96867320	ESPRIT DE VIE S A	\$	5.632.200	\$	5.632.200	\$	5.632.200	🟢	100,00%
76505914	TCL GROUP SPA	\$	81.560.250	\$	71.595.000	\$	64.338.750	🔴	83,33%
89652800	AMF SEGURIDAD S.A.	\$	77.613.600	\$	65.847.520	\$	77.613.600	🟡	92,42%
76209836	ARTICULOS MEDICOS Y QUIRURGICO	\$	69.063.600	\$	69.063.600	\$	68.929.600	🟡	99,90%
76389383	DROGUERIA GLOBAL PHARMA SPA	\$	95.690.350	\$	83.425.700	\$	51.172.750	🔴	70,33%
76709214	ECOCARE SPS	\$	106.537.980	\$	102.206.550	\$	-	🔴	47,97%
77091384	PINNACLE CHILE SPA	\$	353.717.690	\$	353.547.690	\$	353.547.690	🟡	99,95%
77402517	ABASTECIMIENTO CLINICO SPA	\$	72.925.500	\$	72.925.500	\$	72.925.500	🟢	100,00%
96582310	GRIFOLS CHILE S A	\$	3.307.840.387	\$	3.307.840.387	\$	3.307.840.387	🟢	100,00%
77356148	NEOMEDI SPA	\$	174.927.754	\$	171.862.014	\$	171.344.024	🟡	98,10%
99545750	MED STYLE S.A.	\$	137.343.360	\$	137.194.720	\$	69.043.280	🔴	75,08%
76290039	SEGURIDAD SF SPA	\$	86.923.200	\$	81.152.200	\$	81.152.200	🟡	93,36%
76394174	CYDPHARMA LTDA	\$	150.456.000	\$	118.208.000	\$	127.368.000	🔴	81,61%
76583857	IC GLOBAL CHILE SPA	\$	1.025.027.760	\$	1.025.027.760	\$	1.020.519.060	🟡	99,78%
76695226	SOCIEDAD COMERCIAL BIO-PHARMAM	\$	146.129.000	\$	114.570.000	\$	102.919.200	🔴	74,42%
89688800	KNOP LABORATORIOS S.A.	\$	56.335.500	\$	56.335.500	\$	40.662.000	🔴	86,09%
76120786	VESALIUS PHARMA	\$	30.550.000	\$	-	\$	-	🔴	0,00%
77084747	SIRON PHARMA SPA	\$	26.601.680	\$	26.601.680	\$	26.601.680	🟢	100,00%
77128533	ORGANON CHILE SPA	\$	162.776.910	\$	162.214.398	\$	162.214.398	🟡	99,65%

