

























































Factor completitud de información Enero 2023
(PERIODO COMPRENDIDO: Enero 2022 a Diciembre 2022)

- Valorizado informado: Corresponde al valorizado de la información de despachos cargada por los proveedores (informe de despachos).
- Valorizado Cedibles: Corresponde al valorizado de los cedibles cargados por los proveedores al servidor FTP de CENABAST
- Valorizado Total: Corresponde al total valorizado de productos solicitados a distribuir, el cual se puede consultar en comportamiento de proveedores columna "Val.Pedido"

Proveedor	Nombre Proveedor	Valor Pedido	Valor Informado	Valor Cedible	Factor
Proveedor	Nombre Proveedor	Suma de Val.Pedido	Suma de Val.Informada	Suma de Val.Cedible	Suma de Factor
59043540	MERCK SHARP & DOHME (I.A) LLC	\$ 9.214.364.796	\$ 8.090.057.528	\$ 7.794.989.202	 86,20%
59077290	NIPRO MEDICAL CORPORATION CHIL	\$ 148.533.550	\$ 125.582.800	\$ 122.512.300	 83,51%
76012551	IMPORTADORA MEGA MARKET LIMITA	\$ 48.732.200	\$ 48.732.200	\$ 48.732.200	 100,00%
76018782	LABORATORIO DEUTSCHE PHARMA S.	\$ 594.088.050	\$ 543.807.630	\$ 531.065.830	 90,46%
76020266	CONVATEC CHILE S.A.	\$ 46.240.830	\$ 46.240.830	\$ 46.240.830	 100,00%
76032097	SYNTHON CHILE LTDA	\$ 839.178.040	\$ 830.166.040	\$ 661.318.600	 88,87%
76055804	SOCIEDAD DE INVERSIONES PHARMA	\$ 3.443.036.000	\$ 3.443.036.000	\$ 3.443.036.000	 100,00%
76062131	REPRESENTACIONES BIOTEC SPA	\$ 185.228.500	\$ 136.744.900	\$ 136.744.900	 73,82%
76065775	FAES FARMA CHILE	\$ 2.870.733.250	\$ 2.870.733.250	\$ 2.870.733.250	 100,00%
76070033	ARAMA NATURAL PRODUCTS DISTRIB	\$ 451.960.440	\$ 451.952.595	\$ 451.952.595	 100,00%
76079782	WINPHARM SPA	\$ 3.135.519.673	\$ 3.131.381.433	\$ 3.131.381.433	 99,87%
76080982	DIPROVET DIST DE PRODUC VETERI	\$ 48.539.100	\$ 32.713.700	\$ -	 33,70%
76084945	GADOR LIMITADA	\$ 2.839.423.650	\$ 2.797.473.400	\$ 2.773.083.950	 98,09%
76091301	LABORATORIOS BIOPAS S.A	\$ 357.251.645	\$ 334.094.940	\$ 355.065.175	 96,45%
76099325	MEDINOVA LIMITADA	\$ 504.620.174	\$ 504.620.174	\$ 504.620.174	 100,00%
76099774	BIOGEN CHILE SPA	\$ 1.408.949.728	\$ 1.261.751.776	\$ 1.239.854.560	 88,78%
76105305	LUXYPHARM SPA	\$ 2.825.026.088	\$ 2.717.521.737	\$ 2.717.521.737	 96,19%
76113734	PHARMATECH CHILE SPA	\$ 292.218.305	\$ 292.218.305	\$ 292.218.305	 100,00%
76116604	BLUEMEDICAL S.A.	\$ 18.876.000	\$ 18.876.000	\$ 18.876.000	 100,00%
76133312	LABORATORIO HOSPIFARMA CHILE L	\$ 380.460.500	\$ 380.460.500	\$ 302.285.072	 89,73%
76139337	ENDOTEC S.A.	\$ 52.669.500	\$ 52.669.500	\$ 47.748.500	 95,33%
76150425	COMERCIAL REUTTER S.A.	\$ 12.024.969.670	\$ 10.835.888.430	\$ 11.699.919.290	 93,70%
76167715	DETERGENTES CONCENTRADOS S.A.	\$ 4.532.475.240	\$ 4.532.475.240	\$ 4.532.475.240	 100,00%
76171739	SOCIEDAD COMERCIAL FREDE Y COY	\$ 6.886.900	\$ 6.886.900	\$ 6.886.900	 100,00%
76175092	ASCEND LABORATORIES SPA	\$ 12.541.984.567	\$ 12.407.972.163	\$ 12.405.154.533	 98,92%
76186732	BSN MEDICAL SPA	\$ 476.513.668	\$ 476.513.668	\$ 476.441.968	 99,99%
76212732	ABBVIE PRODUCTOS FARMACEUTICOS	\$ 2.055.534.894	\$ 2.007.711.452	\$ 2.007.802.235	 97,68%
76237266	LABORATORIOS ANDROMACO S.A.	\$ 664.646.338	\$ 645.093.838	\$ 645.093.838	 97,06%
76247477	FARMACEUTICA XENIUS LIMITADA	\$ 138.832.000	\$ 127.492.000	\$ 115.732.000	 87,60%
76285229	GALENICUM HEALTH CHILE SPA	\$ 1.815.952.265	\$ 1.815.952.265	\$ 1.776.188.679	 98,91%
76293757	RAMIREZ SAGREDO Y COMPAÑIA LIM	\$ 24.391.000	\$ 24.391.000	\$ 18.088.000	 87,08%
76307190	GEDEON RICHTER CHILE SPA	\$ 66.826.450	\$ 66.826.450	\$ 66.826.450	 100,00%
76325278	COM VITALSEC MARIA DE LOS ANGE	\$ 116.903.480	\$ 115.589.360	\$ 114.532.200	 98,42%
76328242	ASPEN CHILE S.A.	\$ 558.631.645	\$ 531.402.650	\$ 531.402.650	 95,13%
76330700	IMV INGENIERIA LIMITADA	\$ 27.440.000	\$ 27.440.000	\$ -	 50,00%
76352414	SCHONFELDT VIDAMEDICA SPA	\$ 377.145.584	\$ 377.145.584	\$ 355.125.584	 97,08%
76377981	LABORATORIO LKM CHILE SPA	\$ 747.538.880	\$ 742.857.280	\$ 742.857.280	 99,37%
76383221	EXELTIS CHILE SPA	\$ 2.692.523.800	\$ 2.686.553.350	\$ 2.686.736.800	 99,78%
76416055	UNIFARMA SPA	\$ 1.499.545.220	\$ 1.497.501.360	\$ 1.496.507.110	 99,83%
76423281	PISA FARMACEUTICA DE CHILE SPA	\$ 1.542.491.374	\$ 1.513.382.930	\$ 1.478.317.558	 96,98%
76425175	ZERICUM SPA	\$ 1.955.386.000	\$ 1.955.386.000	\$ 1.955.386.000	 100,00%
76432529	CSL BEHRING SPA	\$ 1.905.505.949	\$ 1.861.271.219	\$ 1.861.271.219	 97,68%
76437991	SEVEN PHARMA CHILE SPA	\$ 909.860.160	\$ 797.730.730	\$ 797.353.900	 87,66%
76447530	ASTRAZENECA S.A.	\$ 2.654.519.638	\$ 2.227.978.648	\$ 2.228.713.888	 83,95%
76449260	VESTUARIOS INDUSTRIALES S.A.	\$ 87.042.000	\$ 87.042.000	\$ 87.042.000	 100,00%
76479314	ALPHA PHARMA SPA	\$ 450.420.148	\$ 423.986.610	\$ 422.062.380	 93,92%
76628610	IMPORT Y COMERCIALIZADORA RE-M	\$ 448.913.581	\$ 404.696.233	\$ 403.297.388	 89,99%
76631490	GLOBAL MED LTDA.	\$ 43.711.396	\$ 31.700.256	\$ 30.472.608	 71,12%
76642770	LABVITALIS S.A.	\$ 1.573.066.952	\$ 1.110.642.361	\$ 1.111.837.561	 70,64%
76669630	OPKO CHILE S.A.	\$ 25.311.506.687	\$ 25.205.851.487	\$ 25.205.851.487	 99,58%
76688653	CEGAPHARMA SPA	\$ 54.660.000	\$ 19.893.000	\$ 17.492.000	 34,20%
76711330	NOVO NORDISK FARMACEUTICA LIMI	\$ 16.185.913.000	\$ 16.185.913.000	\$ 16.185.913.000	 100,00%
76732365	BIOMEDIKA S.P.A	\$ 651.457.900	\$ 29.717.280	\$ 28.078.380	 4,44%
76754308	DR REDDY S LABORATORIES CHILE	\$ 1.646.279.980	\$ 1.474.989.440	\$ 1.406.878.540	 87,53%
76764133	COMERCIAL BETA SPA	\$ 145.270.109	\$ 145.246.720	\$ 145.232.328	 99,98%
76857605	PHARMA NETWORK SPA	\$ 196.445.875	\$ 196.445.875	\$ 196.445.875	 100,00%

76956140	ETHON PHARMACEUTICALS COMERCIA	\$	554.185.249	\$	554.070.449	\$	554.185.249	!	99,99%
77190880	SOC. IMPORTADORA OPTIVISION LT	\$	36.487.830	\$	36.487.830	\$	25.370.780	✘	84,77%
77237150	COMERCIAL KENDALL (CHILE) LTDA	\$	2.401.810.000	\$	2.333.230.000	\$	2.333.230.000	!	97,14%
77302720	COMERCIALIZADORA DIUANA Y BERC	\$	20.148.840	\$	19.759.680	\$	19.709.640	!	97,94%
77437250	SERVICIOS DE ADMINIST. Y VENTA	\$	5.096.000	\$	5.096.000	\$	5.096.000	✓	100,00%
77478120	FRESENIUS KABI CHILE LIMITADA	\$	2.314.215.400	\$	2.238.673.900	\$	2.235.895.200	!	96,68%
77596940	LABORATORIO CHILE S.A.	\$	11.977.131.266	\$	11.492.866.194	\$	11.039.251.182	!	94,06%
77606220	SASF DIVISION MEDICA	\$	370.216.595	\$	12.722.005	\$	12.480.405	✘	3,40%
77781470	DROG FARMOQUIMICA DEL PACIFICO	\$	481.726.522	\$	447.521.692	\$	444.239.488	!	92,56%
78026330	ETEX FARMACEUTICA LIMITADA	\$	2.079.487.037	\$	1.825.945.948	\$	1.814.399.148	✘	87,53%
78060400	EXXIMMED SPA	\$	5.388.530	\$	5.388.530	\$	5.388.530	✓	100,00%
78238490	TEXTILES SUPER LTDA.	\$	14.925.600	\$	14.925.600	\$	14.925.600	✓	100,00%
78366970	IND.Y COM. BAXTER DE CHILE LTD	\$	5.406.891.876	\$	4.926.819.676	\$	5.053.884.876	!	92,30%
78411950	ALLERGAN LABORATORIOS LIMITADA	\$	1.206.711.039	\$	839.212.084	\$	833.743.798	✘	69,32%
78740450	RECBEN XENERICS FARMACEUTICA	\$	6.400.758.935	\$	6.269.222.185	\$	6.267.849.595	!	97,93%
78914950	SALLES ZAPATA Y COMPANIA LIMIT	\$	943.883.620	\$	864.374.260	\$	864.224.860	!	91,57%
78936310	NEUMANN LTDA.	\$	75.581.910	\$	72.121.910	\$	72.103.920	!	95,41%
79581120	DIFEM LABORATORIOS S.A.	\$	2.197.383.100	\$	2.089.411.340	\$	2.073.230.136	!	94,72%
79636400	LORENZO JIMENEZ E HIJO LTDA.	\$	15.233.400	\$	15.233.400	\$	15.233.400	✓	100,00%
79744580	BLUNDING S.A.	\$	37.358.820	\$	36.947.820	\$	36.357.820	!	98,11%
79802770	EUROFARMA CHILE S.A.	\$	1.937.155.722	\$	1.664.545.776	\$	1.542.377.175	✘	82,77%
79873270	LABORATORIO BIOTOSCANA FARMA S	\$	701.061.400	\$	685.345.600	\$	685.397.600	!	97,76%
80447400	MUNNICH PHARMA MEDICAL LIMITAD	\$	2.602.480.650	\$	2.493.733.452	\$	1.780.874.900	✘	82,13%
80621200	MERCK S A	\$	7.527.151.517	\$	7.490.617.997	\$	7.498.982.651	!	99,57%
81210400	REUTTER S.A.	\$	3.271.371.970	\$	3.122.310.780	\$	3.122.332.780	!	95,44%
81323800	GRUNENTHAL CHILENA LTDA.	\$	1.191.997.794	\$	1.184.403.910	\$	1.186.254.210	!	99,44%
81378300	ABBOTT LABORATORIES DE CHILE L	\$	103.400.000	\$	103.400.000	\$	103.400.000	✓	100,00%
82496800	LABORATORIOS WYETH LLC	\$	8.573.588.951	\$	8.487.830.427	\$	8.113.291.474	!	96,82%
82999400	ROCHE CHILE LIMITADA	\$	6.878.756.656	\$	6.765.051.956	\$	6.463.988.281	!	96,16%
83002400	NOVARTIS CHILE S A	\$	15.244.995.060	\$	14.848.488.847	\$	14.798.870.531	!	97,24%
84456700	COMERCIAL PEREZ NIKLITSCHK LT	\$	88.095.385	\$	88.095.385	\$	82.304.450	!	96,71%
84609600	MADEGOM S.A.	\$	366.206.680	\$	324.993.025	\$	289.914.160	✘	83,96%
85025700	GLAXOSMITHKLINE CHILE FARMACEU	\$	1.078.781.506	\$	1.069.409.550	\$	1.067.527.766	!	99,04%
85462700	BUHOS SOC COMERCIAL INDUSTRIAL	\$	392.411.150	\$	325.077.250	\$	320.845.250	✘	82,30%
86537600	ALCON LABORATORIOS CHILE LIMIT	\$	677.626.979	\$	-	\$	-	✘	0,00%
86821000	INMED DROGUERIA LIMITADA	\$	220.286.200	\$	189.923.600	\$	179.299.200	✘	83,81%
87674400	LABORATORIO PASTEUR S.A.	\$	4.794.582.762	\$	4.122.471.762	\$	4.076.803.703	✘	85,51%
88466300	TECNOFARMA S A	\$	3.481.945.853	\$	3.481.895.903	\$	3.481.945.853	!	100,00%
88597500	LABORATORIO BIOSANO S.A.	\$	7.280.340.895	\$	7.141.412.495	\$	7.131.006.455	!	98,02%
90073000	INSTITUTO SANITAS S.A.	\$	2.939.955.009	\$	2.717.337.703	\$	2.670.703.183	!	91,63%
91537000	BAYER S A	\$	8.828.444.721	\$	8.469.681.067	\$	5.209.765.175	✘	77,47%
91546000	LABORATORIO SANDERSON SA	\$	9.856.934.888	\$	9.555.320.863	\$	9.477.535.158	!	96,55%
91575000	SOCOFAR S.A.	\$	697.423.394	\$	694.157.875	\$	607.475.226	!	93,32%
91637000	LABORATORIOS RECALCINE SA	\$	4.549.239.450	\$	4.166.317.050	\$	4.143.779.850	!	91,34%
91650000	LABORATORIOS SAVAL S A	\$	2.419.231.455	\$	2.417.225.055	\$	2.399.010.525	!	99,54%
91871000	LABORATORIOS SILESIA S.A.	\$	15.491.743.746	\$	15.237.513.266	\$	15.238.141.416	!	98,36%
92251000	SANOFI-AVENTIS DE CHILE S.A.	\$	13.193.669.310	\$	12.186.619.890	\$	11.307.632.897	✘	89,04%
92288000	DROGUERIA HOFMANN LTDA Y CIA E	\$	1.023.705.603	\$	952.819.468	\$	887.527.802	✘	89,89%
92363000	BRISTOL MYERS SQUIBB DE CHILE	\$	6.878.302.616	\$	6.574.033.564	\$	6.508.803.064	!	95,10%
93135000	LABORATORIOS BAGO DE CHILE S.A	\$	3.239.161.910	\$	2.606.362.172	\$	2.605.687.272	✘	80,45%
93366000	COMERCIAL LBF LIMITADA	\$	601.132.320	\$	596.313.920	\$	577.112.320	!	97,60%
93408000	IMPRESA ALFREDO MOLINA FLORES	\$	10.527.800	\$	10.527.800	\$	10.414.800	!	99,46%
93745000	JOHNSON Y JOHNSON DE CHILE S A	\$	2.688.753.358	\$	2.579.831.775	\$	2.634.617.268	!	96,97%
93791000	HELIOS S.A.	\$	131.626.750	\$	18.615.000	\$	19.596.750	✘	14,52%
94398000	LABORATORIOS LAFI LTDA	\$	1.356.886.690	\$	1.352.052.710	\$	1.347.709.140	!	99,48%
94544000	MEGALABS CHILE S.A	\$	1.866.919.000	\$	1.747.052.560	\$	1.741.357.310	!	93,43%
96026000	CHEMOPHARMA S.A.	\$	280.435.660	\$	279.700.660	\$	277.133.420	!	99,28%
96515660	CENTRAL COMPRAS EXTRA SISTEMA	\$	64.353.400	\$	-	\$	-	✘	0,00%
96517170	ALPES CHEMIE S.A.	\$	194.156.120	\$	188.564.600	\$	183.796.080	!	95,89%
96519830	BPH S.A.	\$	5.359.920.271	\$	4.858.852.959	\$	4.843.768.281	!	90,51%
96599510	MEDIPHARM	\$	155.068.380	\$	137.047.980	\$	123.675.240	✘	84,07%
96625950	TECNICA S.A.-	\$	2.495.853.310	\$	2.495.853.310	\$	2.026.780.980	!	90,60%
96670640	PHARMATRADE S.A.	\$	2.024.733.802	\$	1.961.688.372	\$	1.915.184.504	!	95,74%
96670840	DIMERC S A	\$	672.798.960	\$	570.545.424	\$	313.860.912	✘	65,73%
96756540	B. BRAUN MEDICAL SpA	\$	910.647.002	\$	240.811.090	\$	240.770.914	✘	26,44%
96859930	LIBRA CHILE S.A.	\$	2.682.535.990	\$	2.205.994.740	\$	2.171.621.790	✘	81,59%
96884770	ITF LABOMED FARMACEUTICA LTDA.	\$	2.800.188.340	\$	2.665.460.340	\$	2.662.685.740	!	95,14%
96894230	SILPAK S.A.	\$	168.696.450	\$	168.696.450	\$	136.504.500	!	90,46%

96945670	NOVOFARMA SERVICE S A	\$	19.552.122.513	\$	19.435.815.630	\$	19.425.554.936	!	99,38%
96969310	SOC COMERCIAL BJ SOCIEDAD ANON	\$	432.361.650	\$	403.692.050	\$	403.692.050	!	93,37%
96981250	PFIZER CHILE S.A.	\$	2.175.196.412	\$	2.175.196.412	\$	2.030.363.232	!	96,67%
99522620	LABORATORIO D&M PHARMA LTDA.	\$	17.829.600	\$	17.829.600	\$	17.829.600	✓	100,00%
99543190	INTERPHARMA S.A.	\$	380.151.360	\$	374.439.960	\$	374.439.960	!	98,50%
99565040	LABORATORIO KAMPAR S.A.	\$	2.230.934.950	\$	2.111.702.000	\$	1.905.122.410	!	90,03%
99593170	CEGAMED CHILE S.A.	\$	406.460.524	\$	370.339.798	\$	370.339.798	!	91,11%
76727397	GEAMED S.A.	\$	692.357.760	\$	651.301.920	\$	645.594.370	!	93,66%
76389452	QUALITEC FARMACEUTICA LIMITADA	\$	559.818.150	\$	163.672.800	\$	161.316.600	✗	29,03%
76772596	MEDICINAE SPA	\$	6.508.152.640	\$	2.201.476.920	\$	2.201.476.920	✗	33,83%
76830090	FARMACEUTICA CARIBEAN LTDA.	\$	2.254.236.320	\$	2.254.236.320	\$	2.250.634.970	!	99,92%
76930423	SASF COMERCIAL LIMITADA	\$	180.943.070	\$	129.921.250	\$	127.351.580	✗	71,09%
76966960	SOCIEDAD IMPORT. Y DISTRIB. AR	\$	197.352.000	\$	194.392.000	\$	171.184.000	!	92,62%
76307605	STRENUUS MEDICAL LTD	\$	222.022.680	\$	220.225.560	\$	182.710.680	!	90,74%
76705621	CEGASURGICAL SPA	\$	109.199.000	\$	109.199.000	\$	109.199.000	✓	100,00%
76888064	MEGAMEDICAL SPA	\$	232.318.450	\$	210.575.800	\$	205.509.650	✗	89,55%
76142730	GEMCO GENERAL MACHINERY CO. LT	\$	49.595.000	\$	37.520.000	\$	36.183.000	✗	74,30%
76857891	INVERSIONES C&F SPA	\$	6.883.954.296	\$	6.860.036.207	\$	6.858.925.877	!	99,64%
76128840	TREMA DENTAL LIMITADA	\$	114.855.550	\$	42.229.150	\$	17.149.150	✗	25,85%
76146075	ACRUX LABS S.A.	\$	3.274.927.422	\$	3.245.546.412	\$	3.239.872.882	!	99,02%
76215260	COMERCIAL NEMO CHILE LIMITADA	\$	679.602.910	\$	637.692.965	\$	518.149.070	✗	85,04%
76418921	PHARMARIS CHILE SPA	\$	2.687.700	\$	2.330.700	\$	2.330.700	✗	86,72%
76896389	VITAFARMA S.A.	\$	9.251.494.235	\$	8.846.137.475	\$	8.847.810.385	!	95,63%
93049000	TEXTILES ZAHR S.A.	\$	295.912.700	\$	295.540.100	\$	292.142.100	!	99,30%
87860400	RECUPERADORA TEXTIL LTDA.	\$	73.200.500	\$	47.046.300	\$	47.515.200	✗	64,59%
76758693	SOTECNO MEDICAL SPA	\$	32.672.875	\$	32.672.875	\$	32.602.250	!	99,89%
76994349	FASTMED SPA	\$	66.604.900	\$	66.604.900	\$	66.604.900	✓	100,00%
78233420	HOSPITALIA PRODUCTOS MEDICOS L	\$	826.308.000	\$	431.817.000	\$	420.309.000	✗	51,56%
76473504	ACIMA SOLUCIONES INTEGRALES SP	\$	66.386.880	\$	66.386.880	\$	66.386.880	✓	100,00%
76592530	FLEXING CHILE SPA	\$	5.542.321.650	\$	5.542.321.650	\$	5.263.467.560	!	97,48%
76602791	DKT CHILE SPS	\$	838.122.000	\$	835.744.000	\$	820.984.000	!	98,84%
76719400	LIMAX SALUD	\$	249.378.000	\$	242.994.000	\$	242.732.000	!	97,39%
76827035	LABORATORIO KEMEX CHILE LIMITA	\$	54.600.000	\$	54.600.000	\$	54.600.000	✓	100,00%
77044947	MEDITEX SPA	\$	2.287.463.066	\$	2.285.591.616	\$	2.236.508.072	!	98,85%
76300659	DISTRIBUIDORA ROYAL CHILE SPA	\$	9.828.000	\$	9.828.000	\$	9.702.000	!	99,36%
76866699	COMERCIAL VR LIMITADA	\$	96.200.000	\$	96.200.000	\$	96.200.000	✓	100,00%
77057521	MOLNLYCHE HEALTH CARE CHILE SP	\$	893.250	\$	-	\$	-	✗	0,00%
96725740	ENVASES PLACART S.A	\$	173.151.600	\$	173.151.600	\$	165.607.800	!	97,82%
77006073	DFM PHARMA SPA	\$	3.846.887.782	\$	3.641.580.220	\$	3.641.580.220	!	94,66%
60806000	CASA DE MONEDA DE CHILE	\$	77.790.320	\$	59.294.320	\$	52.685.420	✗	71,98%
77783690	DOLPHIN MEDICAL Y CIA LTDA	\$	22.665.000	\$	2.850.000	\$	22.665.000	✗	56,29%
76296704	LABORATORIOS RICHMOND CHILE LT	\$	62.557.400	\$	55.876.240	\$	52.915.240	✗	86,95%
76108556	LABORATORIO LUIS PIZARRO VASQU	\$	442.668.180	\$	324.373.260	\$	315.808.980	✗	72,31%
76488070	INGENIERIA Y SEGURIDAD INDUSTRI	\$	1.765.773.200	\$	1.765.292.300	\$	1.765.109.100	!	99,97%
77239822	HSE PHARMA SPA	\$	928.074.500	\$	928.074.500	\$	928.074.500	✓	100,00%
79904900	IMPORT. EXPORT. WINTEC LTDA	\$	181.260.800	\$	151.415.600	\$	116.429.600	✗	73,88%
76057398	SOCIEDAD DE REPRESENTACION IMP	\$	46.614.120	\$	45.348.120	\$	35.667.440	✗	86,90%
76926592	LABORATORIO CELNOVA CHILE	\$	278.608.512	\$	278.608.512	\$	278.608.512	✓	100,00%
77807840	RECETARIO MAGISTRAL ENDOVENOSO	\$	195.517.100	\$	195.375.600	\$	194.894.900	!	99,80%
77050652	DISTRIPHAR SPA	\$	39.331.540	\$	39.331.540	\$	39.331.540	✓	100,00%
77337544	SCM PHARMA SPA	\$	247.642.920	\$	197.652.420	\$	154.446.540	✗	71,09%
59106780	GLOBAL HEALTHCARE CHILE L P OF	\$	17.446.000	\$	15.972.000	\$	16.016.000	!	91,68%
77354932	BECRUX LABS SPA	\$	69.015.280	\$	69.015.280	\$	69.015.280	✓	100,00%
77753930	GRUPOCHIC S.A.	\$	4.735.260	\$	3.876.120	\$	2.847.150	✗	70,99%
77978050	SOLUC INTEG EN TERAPIA RESPIRA	\$	1.960.829.750	\$	1.157.781.800	\$	1.146.697.800	✗	58,76%
76986924	MDC HEALTH SPA	\$	261.089.770	\$	261.089.770	\$	261.089.770	✓	100,00%
77165768	INSUAMERICA SPA	\$	687.093.000	\$	566.115.000	\$	505.156.000	✗	77,96%
76111113	CLINICaI MARKET S.A.	\$	3.804.383.355	\$	3.750.602.355	\$	3.750.602.355	!	98,59%
76191389	SERVICIOS Y MAQUILA SERVICE LT	\$	446.368.620	\$	443.523.750	\$	443.523.750	!	99,36%
76751494	LABORATORIO BOCELI SPA	\$	150.500.380	\$	150.500.380	\$	150.500.380	✓	100,00%
76781234	SOLUCIONES MEDICAS SPA	\$	92.364.250	\$	92.364.250	\$	92.364.250	✓	100,00%
76834916	DISTRIBUIDORA QUALIMED LIMITAD	\$	151.163.180	\$	151.163.180	\$	151.163.180	✓	100,00%
77032509	PHARMAXPRESS SPA	\$	40.845.072	\$	40.845.072	\$	40.718.124	!	99,84%
77240238	EMCURE PHARMA CHILE SPA	\$	97.218.440	\$	97.218.440	\$	97.218.440	✓	100,00%
77261801	COMERCIAL HEVEA SPA	\$	332.649.790	\$	255.801.830	\$	200.822.600	✗	68,63%
79510190	INERSIONES Y SERVICIOS BALDER	\$	46.717.620	\$	-	\$	21.080.000	✗	22,56%
96604460	ECOLAB S.A.	\$	150.040.032	\$	58.149.120	\$	1.071.168	✗	19,73%
96867320	ESPRIT DE VIE S A	\$	4.267.800	\$	4.267.800	\$	4.267.800	✓	100,00%

