




















































**Factor completitud de información Abril 2022**  
(PERIODO COMPRENDIDO: Abril 2021 a Marzo 2022)

- Valorizado informado: Corresponde al valorizado de la información de despachos cargada por los proveedores (informe de despachos).
- Valorizado Cedibles: Corresponde al valorizado de los cedibles cargados por los proveedores al servidor FTP de CENABAST
- Valorizado Total: Corresponde al total valorizado de productos solicitados a distribuir, el cual se puede consultar en comportamiento de proveedores columna "Val.Pedido"

Proveedor	Nombre Proveedor	Valor Pedido	Valor Informado	Valor Cedible	Factor
Proveedor	Nombre Proveedor	Suma de Val.Pedido	Suma de Val.Informada	Suma de Val.Cedible	Suma de Factor
53314933	GOROSTIAGA CERDA ENRIQUE OMAR	\$ 2.529.920	\$ 2.529.920	\$ 2.529.920	 100,00%
59043540	MERCK SHARP & DOHME (I.A) LLC	\$ 6.787.373.651	\$ 6.787.373.651	\$ 6.596.363.136	 98,59%
59077290	NIPRO MEDICAL CORPORATION CHIL	\$ 132.584.950	\$ 132.584.950	\$ 127.929.100	 98,24%
76012551	IMPORTADORA MEGA MARKET LIMITA	\$ 55.719.400	\$ 55.719.400	\$ 52.924.800	 97,49%
76018782	LABORATORIO DEUTSCHE PHARMA S.	\$ 97.067.030	\$ 96.979.830	\$ 97.032.030	 99,94%
76020266	CONVATEC CHILE S.A.	\$ 48.984.750	\$ 48.984.750	\$ 48.984.750	 100,00%
76032097	SYNTHON CHILE LTDA	\$ 742.064.484	\$ 632.614.404	\$ 525.245.744	 78,02%
76055804	SOCIEDAD DE INVERSIONES PHARMA	\$ 3.724.543.038	\$ 3.712.825.038	\$ 3.712.825.038	 99,69%
76062131	REPRESENTACIONES BIOTEC LTDA.	\$ 82.104.700	\$ 82.104.700	\$ 82.104.700	 100,00%
76065775	FAES FARMA CHILE	\$ 1.648.995.000	\$ 1.648.995.000	\$ 1.640.978.200	 99,76%
76070033	ARAMA NATURAL PRODUCTS DISTRIB	\$ 824.188.561	\$ 824.188.561	\$ 824.188.561	 100,00%
76071981	SOCIEDAD COMERCIAL IMPROFAR LT	\$ 72.927.960	\$ 19.992.900	\$ 8.826.950	 19,76%
76079782	WINPHARM SPA	\$ 2.670.991.326	\$ 2.670.991.326	\$ 2.670.991.326	 100,00%
76080982	DIPROVET DIST DE PRODUC VETERI	\$ 149.871.450	\$ 131.093.550	\$ 59.170.650	 63,48%
76084945	GADOR LIMITADA	\$ 3.033.775.200	\$ 2.991.369.900	\$ 2.123.161.100	 84,29%
76091301	LABORATORIOS BIOPAS S.A	\$ 259.899.155	\$ 236.868.940	\$ 257.504.605	 95,11%
76099325	MEDINOVA LIMITADA	\$ 243.259.058	\$ 243.259.058	\$ 243.259.058	 100,00%
76099774	BIOGEN CHILE SPA	\$ 1.414.656.000	\$ 1.414.656.000	\$ 1.267.339.264	 94,79%
76105305	LUXYPHARM SPA	\$ 4.296.531.328	\$ 4.034.019.658	\$ 4.034.019.658	 93,89%
76113734	PHARMATECH CHILE SPA	\$ 402.253.305	\$ 390.819.465	\$ 382.820.445	 96,16%
76116604	BLUEMEDICAL S.A.	\$ 46.233.000	\$ 45.540.000	\$ 42.141.000	 94,83%
76133312	LABORATORIO HOSPIFARMA CHILE L	\$ 168.741.954	\$ 168.741.954	\$ 167.856.954	 99,74%
76139337	ENDOTEC S.A.	\$ 39.613.328	\$ 33.241.344	\$ 33.241.344	 83,91%
76150425	COMERCIAL REUTTER S.A.	\$ 11.607.844.940	\$ 11.588.695.940	\$ 11.587.597.000	 99,83%
76167715	DETERGENTES CONCENTRADOS S.A.	\$ 205.894.780	\$ 205.036.280	\$ 204.323.400	 99,41%
76171739	SOCIEDAD COMERCIAL FREDE Y COY	\$ 16.596.300	\$ 16.596.300	\$ 16.539.850	 99,83%
76175092	ASCEND LABORATORIES SPA	\$ 11.644.211.289	\$ 11.311.853.079	\$ 11.306.381.319	 97,12%
76186732	BSN MEDICAL SPA	\$ 156.645.696	\$ 155.873.496	\$ 155.502.720	 99,39%
76212732	ABBVIE PRODUCTOS FARMACEUTICOS	\$ 1.949.887.160	\$ 1.901.606.440	\$ 1.900.591.940	 97,50%
76237266	LABORATORIOS ANDROMACO S.A.	\$ 1.815.512.900	\$ 1.786.419.900	\$ 1.798.452.900	 98,73%
76247477	FARMACEUTICA XENIUS LIMITADA	\$ 91.676.000	\$ 75.030.000	\$ 75.030.000	 81,84%
76280494	MEDBIOTEC SOCIEDAD POR ACCIONE	\$ 582.321.010	\$ 130.461.820	\$ 59.335.610	 16,30%
76285229	GALENICUM HEALTH CHILE SPA	\$ 1.697.583.155	\$ 1.697.583.155	\$ 1.682.297.275	 99,55%
76293757	RAMIREZ SAGREDO Y COMPAÑIA LIM	\$ 21.663.000	\$ 21.663.000	\$ 21.025.000	 98,53%
76307190	GEDEON RICHTER CHILE SPA	\$ 47.319.806	\$ 47.319.806	\$ 47.103.806	 99,77%
76325278	COM VITALSEC MARIA DE LOS ANGE	\$ 138.652.300	\$ 138.382.900	\$ 137.315.360	 99,42%
76328242	ASPEN CHILE S.A.	\$ 384.861.870	\$ 384.861.870	\$ 384.861.870	 100,00%
76330700	IMV INGENIERIA LIMITADA	\$ 34.093.500	\$ 31.519.250	\$ -	 46,22%
76352414	SCHONFELDT VIDAMEDICA SPA	\$ 386.974.944	\$ 386.974.944	\$ 348.529.100	 95,03%
76377981	LABORATORIO LKM CHILE SPA	\$ 927.276.245	\$ 913.485.325	\$ 913.549.775	 98,52%
76383221	EXELTIS CHILE SPA	\$ 2.768.394.000	\$ 2.762.531.520	\$ 2.753.696.280	 99,63%
76416055	UNIFARMA SPA	\$ 531.056.325	\$ 496.681.555	\$ 494.502.655	 93,32%
76423281	PISA FARMACEUTICA DE CHILE SPA	\$ 719.400.350	\$ 719.400.350	\$ 719.400.350	 100,00%
76425175	ZERICUM SPA	\$ 862.983.000	\$ 827.376.000	\$ 827.376.000	 95,87%
76432529	CSL BEHRING SPA	\$ 128.734.356	\$ 124.019.379	\$ 124.019.379	 96,34%
76437991	SEVEN PHARMA CHILE SPA	\$ 70.605.000	\$ 62.289.000	\$ 62.289.000	 88,22%
76447530	ASTRAZENECA S.A.	\$ 2.697.579.452	\$ 2.254.078.422	\$ 2.141.704.376	 81,48%
76449260	VESTUARIOS INDUSTRIALES S.A.	\$ 91.504.200	\$ 90.836.700	\$ 90.836.700	 99,27%
76479314	ALPHA PHARMA SPA	\$ 1.091.387.947	\$ 964.578.153	\$ 956.569.261	 88,01%
76551792	LABORATORIOS SANFER DE CHILE	\$ 169.835.756	\$ 169.367.287	\$ 163.838.899	 98,10%
76628610	IMPORT Y COMERCIALIZADORA RE-M	\$ 434.702.300	\$ 356.398.195	\$ 353.885.750	 81,70%
76631490	GLOBAL MED LTDA.	\$ 54.722.692	\$ 47.588.240	\$ 47.592.248	86,97%
76642770	LABVITALIS S.A.	\$ 1.428.981.234	\$ 1.148.324.068	\$ 1.149.519.268	80,40%
76669630	OPKO CHILE S.A.	\$ 21.339.018.329	\$ 21.301.391.019	\$ 21.302.075.109	99,83%
76688653	CEGAPHARMA SPA	\$ 107.251.000	\$ 7.400.000	\$ 7.400.000	6,90%
76711330	NOVO NORDISK FARMACEUTICA LIMI	\$ 15.178.895.850	\$ 15.151.915.850	\$ 15.151.915.850	99,82%
76732365	BIOMEDIKA S.P.A	\$ 962.619.296	\$ -	\$ -	0,00%
76754308	DR REDDY S LABORATORIES CHILE	\$ 435.832.540	\$ 348.951.840	\$ 342.429.430	79,32%

76764133	COMERCIAL BETA SPA	\$	80.926.217	\$	80.512.435	\$	79.880.974	!	99,10%
76810668	COMERCIAL RM SPA	\$	1.552.047.402	\$	1.542.642.762	\$	343.992.026	✗	60,78%
76857605	PHARMA NETWORK SPA	\$	185.400.168	\$	185.400.168	\$	185.400.168	✓	100,00%
76956140	ETHON PHARMACEUTICALS COMERCIA	\$	832.271.784	\$	812.952.534	\$	812.952.534	!	97,68%
77190880	SOC. IMPORTADORA OPTIVISION LT	\$	291.898.612	\$	189.413.648	\$	161.287.186	✗	60,07%
77237150	COMERCIAL KENDALL (CHILE) LTDA	\$	1.458.640.000	\$	1.451.160.000	\$	1.458.640.000	!	99,74%
77302720	COMERCIALIZADORA DIUANA Y BERC	\$	17.563.800	\$	17.563.800	\$	13.353.240	✗	88,01%
77437250	SERVICIOS DE ADMINIST. Y VENTA	\$	41.552.000	\$	39.474.400	\$	39.239.200	!	94,72%
77478120	FRESENIUS KABI CHILE LIMITADA	\$	1.463.587.350	\$	1.326.510.750	\$	1.319.504.850	!	90,39%
77596940	LABORATORIO CHILE S.A.	\$	5.058.037.958	\$	4.849.792.738	\$	4.693.770.968	!	94,34%
77606220	SASF DIVISION MEDICA	\$	139.850.759	\$	100.022.904	\$	99.084.264	✗	71,19%
77781470	DROG FARMOQUIMICA DEL PACIFICO	\$	375.758.652	\$	342.629.780	\$	309.473.552	✗	86,77%
78026330	ETEX FARMACEUTICA LIMITADA	\$	2.633.795.267	\$	2.570.740.323	\$	2.567.429.573	!	97,54%
78060400	IMPORTADORA DE PRODUCTOS MEDIC	\$	20.685.632	\$	20.685.632	\$	20.685.632	✓	100,00%
78238490	TEXTILES SUPER LTDA.	\$	68.270.800	\$	68.270.800	\$	67.579.800	!	99,49%
78366970	IND.Y COM. BAXTER DE CHILE LTD	\$	4.639.582.554	\$	4.639.582.554	\$	4.637.686.434	!	99,98%
78411950	ALLERGAN LABORATORIOS LIMITADA	\$	916.906.355	\$	916.022.851	\$	911.776.849	!	99,67%
78740450	RECBEN XENERICS FARMACEUTICA	\$	1.362.013.650	\$	1.361.526.900	\$	1.356.769.080	!	99,79%
78914950	SALLES ZAPATA Y COMPANIA LIMIT	\$	845.978.560	\$	802.358.860	\$	802.121.860	!	94,83%
78936310	NEUMANN LTDA.	\$	146.901.160	\$	68.948.690	\$	69.040.070	✗	46,97%
79581120	DIFEM LABORATORIOS S.A.	\$	4.613.344.128	\$	4.170.302.053	\$	4.153.071.669	!	90,21%
79636400	LORENZO JIMENEZ E HIJO LTDA.	\$	117.631.380	\$	117.631.380	\$	115.604.280	!	99,14%
79744580	BLUNDING S.A.	\$	26.651.500	\$	20.657.000	\$	20.628.000	✗	77,45%
79802770	EUOFARMA CHILE S.A.	\$	749.231.250	\$	563.173.200	\$	510.634.300	✗	71,66%
79873270	LABORATORIO BIOTOSCANA FARMA S	\$	569.389.966	\$	551.805.451	\$	551.960.266	!	96,93%
80048900	LABORATORIO VALMA LTDA.	\$	5.245.500	\$	5.245.500	\$	4.959.750	!	97,28%
80447400	MUNNICH PHARMA MEDICAL LIMITAD	\$	7.394.806.176	\$	7.122.289.362	\$	5.945.344.838	✗	88,36%
80621200	MERCK S A	\$	6.879.895.783	\$	6.755.535.043	\$	6.735.167.973	!	98,04%
81210400	REUTTER S.A.	\$	8.249.745.873	\$	7.494.478.173	\$	8.213.609.413	!	95,20%
81323800	GRUNENTHAL CHILENA LTDA.	\$	6.208.039.662	\$	5.848.133.826	\$	5.849.556.366	!	94,21%
81378300	ABBOTT LABORATORIES DE CHILE L	\$	812.504.000	\$	812.504.000	\$	790.020.000	!	98,62%
82496800	LABORATORIOS WYETH LLC	\$	5.784.431.244	\$	5.032.545.414	\$	5.031.987.862	✗	87,00%
82999400	ROCHE CHILE LIMITADA	\$	6.070.557.882	\$	5.884.376.051	\$	5.837.069.833	!	96,54%
83002400	NOVARTIS CHILE S A	\$	11.944.913.752	\$	11.676.992.666	\$	11.686.391.376	!	97,80%
84456700	COMERCIAL PEREZ NIKLITSCHK LT	\$	59.643.285	\$	59.643.285	\$	53.123.745	!	94,53%
84609600	MADEGOM S.A.	\$	265.755.226	\$	254.950.872	\$	190.755.423	✗	83,86%
85025700	GLAXOSMITHKLINE CHILE FARMACEU	\$	603.400.720	\$	599.006.720	\$	598.329.312	!	99,22%
85462700	BUHOS SOC COMERCIAL INDUSTRIAL	\$	207.253.750	\$	198.701.250	\$	189.296.250	!	93,60%
86537600	ALCON LABORATORIOS CHILE LIMIT	\$	446.230.076	\$	-	\$	-	✗	0,00%
86821000	INMED DROGUERIA LIMITADA	\$	240.614.186	\$	220.813.186	\$	210.203.086	✗	89,57%
87674400	LABORATORIO PASTEUR S.A.	\$	3.346.592.075	\$	3.231.635.865	\$	3.190.058.708	!	95,94%
88466300	TECNOFARMA S A	\$	3.721.426.009	\$	3.721.426.009	\$	3.721.426.009	✓	100,00%
88597500	LABORATORIO BIOSANO S.A.	\$	5.335.137.300	\$	5.113.943.155	\$	5.098.135.615	!	95,71%
90073000	INSTITUTO SANITAS S.A.	\$	2.516.765.790	\$	2.029.943.970	\$	2.032.773.104	✗	80,71%
91537000	BAYER S A	\$	9.904.606.286	\$	9.598.171.332	\$	9.138.787.059	!	94,59%
91546000	LABORATORIO SANDERSON SA	\$	8.967.852.200	\$	8.891.405.370	\$	8.827.522.880	!	98,79%
91575000	SOCOFAR S.A.	\$	1.072.114.069	\$	997.145.922	\$	942.022.276	!	90,44%
91637000	LABORATORIOS RECALCINE SA	\$	4.120.748.580	\$	4.066.714.800	\$	4.013.933.450	!	98,05%
91650000	LABORATORIOS SAVAL S A	\$	2.946.041.665	\$	2.943.260.665	\$	2.942.939.865	!	99,90%
91871000	LABORATORIOS SILESIA S.A.	\$	12.109.433.122	\$	11.806.390.216	\$	11.806.980.993	!	97,50%
92251000	SANOFI-AVENTIS DE CHILE S.A.	\$	10.000.275.192	\$	8.362.545.042	\$	8.416.449.922	✗	83,89%
92288000	DROGUERIA HOFMANN S.A.C.	\$	630.416.028	\$	606.845.598	\$	399.479.334	✗	79,81%
92363000	BRISTOL MYERS SQUIBB DE CHILE	\$	10.265.122.399	\$	10.007.600.271	\$	9.964.494.131	!	97,28%
93135000	LABORATORIOS BAGO DE CHILE S.A	\$	5.672.197.572	\$	4.603.641.900	\$	4.603.641.900	✗	81,16%
93366000	COMERCIAL LBF LIMITADA	\$	493.970.400	\$	492.004.800	\$	490.946.400	!	99,49%
93408000	IMPRESA ALFREDO MOLINA FLORES	\$	24.894.000	\$	23.363.700	\$	23.199.500	!	93,52%
93745000	JOHNSON Y JOHNSON DE CHILE S A	\$	2.817.549.617	\$	2.423.979.032	\$	2.148.971.077	✗	81,15%
93791000	HELIOS S.A.	\$	217.366.250	\$	128.528.500	\$	133.063.250	✗	60,17%
94398000	LABORATORIOS LAFI LTDA	\$	2.943.114.500	\$	2.883.336.900	\$	2.857.748.600	!	97,53%
94544000	MEGALABS CHILE S.A	\$	1.605.039.876	\$	1.485.724.039	\$	1.454.822.759	!	91,60%
96026000	CHEMOPHARMA S.A.	\$	725.427.419	\$	709.621.702	\$	646.473.547	!	93,47%
96515660	CENTRAL COMPRAS EXTRA SISTEMA	\$	45.428.800	\$	17.524.100	\$	10.165.800	✗	30,48%
96517170	ALPES CHEMIE S.A.	\$	582.448.880	\$	430.556.480	\$	577.043.880	✗	86,50%
96519830	BPH S.A.	\$	5.114.063.232	\$	4.580.919.180	\$	4.580.502.196	✗	89,57%
96544130	LABORATORIO SMB FARMA S.A.	\$	10.846.020	\$	9.956.040	\$	9.956.040	!	91,79%
96560900	COMERCIAL A Y B S.A.	\$	420.000	\$	-	\$	-	✗	0,00%
96582310	GRIFOLS CHILE S A	\$	653.390.183	\$	653.390.183	\$	653.390.183	✓	100,00%
96599510	MEDIPHARM	\$	179.523.290	\$	125.071.690	\$	113.971.330	✗	66,58%
96625950	TECNICA S.A.-	\$	1.729.945.730	\$	1.727.870.730	\$	1.508.225.440	!	93,53%
96670640	PHARMATRADE S.A.	\$	4.899.228.924	\$	4.712.492.134	\$	4.634.018.970	!	95,39%
96670840	DIMERC S A	\$	728.479.488	\$	679.787.328	\$	359.785.200	✗	71,35%
96699730	FARMA STORAGE SPA	\$	12.266.250	\$	11.342.250	\$	11.342.250	!	92,47%

96756540	B. BRAUN MEDICAL SpA	\$	1.168.452.834	\$	-	\$	-	✘	0,00%
96859930	LIBRA CHILE S.A.	\$	1.907.402.930	\$	1.616.656.640	\$	1.370.634.310	✘	78,31%
96884770	ITF LABOMED FARMACEUTICA LTDA.	\$	1.189.929.380	\$	1.055.577.080	\$	1.055.469.180	✘	88,70%
96894230	SILPAK S.A.	\$	63.781.650	\$	63.781.650	\$	55.811.350	⚠	93,75%
96945670	NOVOFARMA SERVICE S A	\$	16.291.425.302	\$	16.191.651.939	\$	16.186.010.485	⚠	99,37%
96969310	SOC COMERCIAL BJ SOCIEDAD ANON	\$	236.053.400	\$	202.583.300	\$	202.583.300	✘	85,82%
96981250	PFIZER CHILE S.A.	\$	5.106.715.210	\$	4.837.900.924	\$	4.833.960.684	⚠	94,70%
99522620	LABORATORIO D&M PHARMA LTDA.	\$	23.561.200	\$	20.943.800	\$	20.943.800	✘	88,89%
99543190	INTERPHARMA S.A.	\$	507.299.060	\$	507.299.060	\$	504.330.380	⚠	99,71%
99565040	LABORATORIO KAMPAR S.A.	\$	1.671.021.320	\$	1.617.825.340	\$	1.617.164.490	⚠	96,80%
99593170	CEGAMED CHILE S.A.	\$	1.126.552.936	\$	1.125.590.386	\$	1.125.404.602	⚠	99,91%
76727397	GEAMED S.A.	\$	517.142.105	\$	436.981.060	\$	418.072.260	✘	82,67%
76389452	QUALITEC FARMACEUTICA LIMITADA	\$	2.592.064.604	\$	1.989.742.904	\$	1.980.029.054	✘	76,58%
76772596	MEDICINAE SPA	\$	5.729.232.170	\$	5.721.868.920	\$	5.718.606.870	⚠	99,84%
76830090	FARMACEUTICA CARIBEAN LTDA.	\$	305.397.945	\$	305.165.475	\$	303.990.915	⚠	99,73%
76930423	SASF COMERCIAL LIMITADA	\$	130.061.934	\$	111.201.354	\$	110.383.884	✘	85,18%
76966960	SOCIEDAD IMPORT. Y DISTRIB. AR	\$	214.084.000	\$	197.156.000	\$	163.435.000	✘	84,22%
99545750	MED STYLE S.A.	\$	18.054.400	\$	18.054.400	\$	18.054.400	✔	100,00%
76307605	STRENUUS MEDICAL LTD	\$	292.454.488	\$	159.269.638	\$	159.269.638	✘	54,46%
76705621	CEGASURGICAL SPA	\$	107.465.000	\$	107.465.000	\$	107.465.000	✔	100,00%
76888064	MEGAMEDICAL SPA	\$	210.503.900	\$	210.503.900	\$	204.396.550	⚠	98,55%
76142730	GEMCO GENERAL MACHINERY CO. LT	\$	48.170.000	\$	41.977.000	\$	39.735.000	✘	84,82%
76174812	MAURICIO ALFARO ALEGRIA PROD M	\$	257.772.045	\$	78.141.805	\$	39.484.820	✘	22,82%
76612092	ARTICULOS ESPECIALES SPA	\$	17.129.600	\$	16.620.800	\$	16.620.800	⚠	97,03%
76857891	INVERSIONES C&F SPA	\$	4.104.790.435	\$	4.104.790.435	\$	4.104.098.035	⚠	99,99%
76128840	TREMA DENTAL LIMITADA	\$	220.789.950	\$	8.831.250	\$	8.595.750	✘	3,95%
76146075	ACRUX LABS S.A.	\$	3.017.453.814	\$	3.016.869.819	\$	3.017.453.814	⚠	99,99%
76306756	SOLUCIONES CLINICAS Y FARMACEU	\$	42.046.950	\$	42.046.950	\$	42.046.950	✔	100,00%
96910280	BIOCLIN S.A.	\$	42.017.250	\$	42.017.250	\$	42.017.250	✔	100,00%
76215260	COMERCIAL NEMO CHILE LIMITADA	\$	377.832.100	\$	377.832.100	\$	362.909.600	⚠	98,03%
76418921	PHARMARIS CHILE SPA	\$	1.330.200	\$	1.330.200	\$	1.330.200	✔	100,00%
76896389	VITAFARMA S.A.	\$	2.017.687.810	\$	1.941.145.300	\$	1.886.429.260	⚠	94,85%
93049000	TEXTILES ZAHR S.A.	\$	204.850.800	\$	204.781.800	\$	196.776.240	⚠	98,01%
87860400	RECUPERADORA TEXTIL LTDA.	\$	65.997.800	\$	55.232.600	\$	51.943.300	✘	81,20%
76758693	SOTECNO MEDICAL SPA	\$	27.967.500	\$	27.755.625	\$	26.992.875	⚠	97,88%
76421101	ALBRANDIG SPA	\$	571.845.000	\$	569.550.250	\$	552.448.500	⚠	98,10%
76994349	FASTMED SPA	\$	16.632.000	\$	16.632.000	\$	16.632.000	✔	100,00%
78233420	HOSPITALIA PRODUCTOS MEDICOS L	\$	189.696.500	\$	148.335.500	\$	139.767.000	✘	75,94%
78634170	SOC DISTRIBUIDORA COMERCIAL E	\$	1.708.290	\$	1.398.600	\$	1.398.600	✘	81,87%
76204763	GEMARKPHARMA	\$	45.013.800	\$	30.148.500	\$	29.949.500	✘	66,76%
76473504	ACIMA SOLUCIONES INTEGRALES SP	\$	4.071.328.730	\$	3.858.088.850	\$	3.706.667.090	⚠	92,90%
96542490	TRECK S.A.	\$	941.988.900	\$	-	\$	-	✘	0,00%
76592530	FLEXING CHILE SPA	\$	2.038.875.040	\$	2.038.003.540	\$	2.036.982.760	⚠	99,93%
76602791	DKT CHILE SPS	\$	1.449.596.000	\$	650.342.000	\$	502.578.000	✘	39,77%
76719400	LIMAX SALUD	\$	215.226.000	\$	211.712.400	\$	211.712.400	⚠	98,37%
76827035	LABORATORIO KEMEX CHILE LIMITA	\$	41.860.000	\$	41.860.000	\$	41.860.000	✔	100,00%
77044947	MEDITEX SPA	\$	2.177.472.248	\$	2.177.472.248	\$	2.058.062.564	⚠	97,26%
76300659	DISTRIBUIDORA ROYAL CHILE SPA	\$	20.254.500	\$	19.120.500	\$	18.805.500	⚠	93,62%
76866699	COMERCIAL VR LIMITADA	\$	69.040.000	\$	61.040.000	\$	61.040.000	✘	88,41%
77057521	MOLNLYCHE HEALTH CARE CHILE SP	\$	2.779.000	\$	-	\$	-	✘	0,00%
96725740	ENVASES PLACART S.A	\$	15.906.240	\$	15.906.240	\$	15.546.456	⚠	98,87%
77006073	DFM PHARMA SPA	\$	490.476.986	\$	490.476.986	\$	490.476.986	✔	100,00%
60806000	CASA DE MONEDA DE CHILE	\$	124.117.720	\$	96.818.380	\$	95.670.660	✘	77,54%
77783690	DOLPHIN MEDICAL Y CIA LTDA	\$	17.955.000	\$	7.030.000	\$	17.955.000	✘	69,58%
76296704	LABORATORIOS RICHMOND CHILE LT	\$	39.200.710	\$	36.416.270	\$	31.216.920	✘	86,27%
76108556	LABORATORIO LUIS PIZARRO VASQU	\$	42.660.000	\$	42.660.000	\$	42.660.000	✔	100,00%
76488070	INGENIERIA Y SEGURIDAD INDUSTRI	\$	1.209.326.100	\$	1.209.326.100	\$	1.209.280.300	⚠	100,00%
77239822	HSE PHARMA SPA	\$	65.626.240	\$	65.626.240	\$	65.372.800	⚠	99,81%
79904900	IMPORT. EXPORT. WINTEC LTDA	\$	109.908.400	\$	108.004.400	\$	100.959.600	⚠	95,06%
76057398	SOCIEDAD DE REPRESENTACION IMP	\$	15.411.440	\$	13.934.440	\$	13.132.640	✘	87,81%
76926592	LABORATORIO CELNOVA CHILE	\$	189.836.192	\$	189.836.192	\$	189.836.192	✔	100,00%
77807840	RECETARIO MAGISTRAL ENDOVENOSO	\$	45.756.000	\$	45.674.000	\$	44.874.500	⚠	98,95%
77050652	DISTRIPHAR SPA	\$	6.829.200	\$	6.829.200	\$	6.829.200	✔	100,00%
77337544	SCM PHARMA SPA	\$	18.149.700	\$	18.149.700	\$	18.149.700	✔	100,00%
59106780	GLOBAL HEALTHCARE CHILE L P OF	\$	5.038.000	\$	4.928.000	\$	4.994.000	⚠	98,47%
77354932	BECRUX LABS SPA	\$	15.905.560	\$	15.905.560	\$	15.905.560	✔	100,00%
77753930	GRUPOCHIC S.A.	\$	1.768.230	\$	1.768.230	\$	879.120	✘	74,86%
77978050	SOLUC INTEG EN TERAPIA RESPIRA	\$	392.644.000	\$	-	\$	-	✘	0,00%
76986924	MDC HEALTH SPA	\$	42.533.974	\$	42.533.974	\$	42.533.974	✔	100,00%
77165768	INSUAMERICA SPA	\$	49.820.000	\$	49.820.000	\$	49.820.000	✔	100,00%
76111113	CLINICaI MARKET S.A.	\$	182.690.940	\$	179.864.940	\$	179.864.940	⚠	98,45%
76781234	SOLUCIONES MEDICAS SPA	\$	3.669.600	\$	3.669.600	\$	3.669.600	✔	100,00%



<b>76834916</b>	DISTRIBUIDORA QUALIMED LIMITAD	\$ 19.065.000	\$ 19.035.000	\$ 19.035.000	⚠	99,84%
<b>(en blanco)</b>	(en blanco)	\$ 359.312.615.497	\$ 338.827.630.790	\$ 332.307.596.591	⚠	93,39%
<b>Total general</b>		<b>\$ 718.625.230.994</b>	<b>\$ 677.655.261.580</b>	<b>\$ 664.615.193.182</b>		<b>93,39%</b>

**Promedio 91,66%**