




CENABAST

| | |
|---|-----------|
|  | 100% |
|  | 90% a 99% |
|  | 0% a 89% |

Factor completitud de información Noviembre 2020 (PERIODO COMPRENDIDO: noviembre 2019 a octubre 2020)

- Valorizado informado: Corresponde al valorizado de la información de despachos cargada por los proveedores (informe de despachos).
- Valorizado Cedibles: Corresponde al valorizado de los cedibles cargados por los proveedores al servidor FTP de CENABAST
- Valorizado Total: Corresponde al total valorizado de productos solicitados a distribuir, el cual se puede consultar en comportamiento de proveedores columna "Val.Pedido"

| Proveedor | Nombre Proveedor | Valor Pedido | Valor Informado | Valor Cedible | Factor |
|-----------|--------------------------------|------------------|------------------|------------------|---------|
| 53314933 | GOROSTIAGA CERDA ENRIQUE OMAR | \$ 13.659.680 | \$ 13.518.080 | \$ 13.546.400 | 99,07% |
| 59043540 | MERCK SHARP AND DOHME (I.A) C | \$ 5.303.959.530 | \$ 5.303.329.530 | \$ 5.303.329.530 | 99,99% |
| 59077290 | NIPRO MEDICAL CORPORATION CHIL | \$ 53.612.250 | \$ 43.351.550 | \$ 34.172.950 | 72,30% |
| 76012551 | IMPORTADORA MEGA MARKET LIMITA | \$ 53.691.300 | \$ 46.574.800 | \$ 38.220.700 | 78,97% |
| 76018782 | LABORATORIO DEUTSCHE PHARMA S. | \$ 190.560.360 | \$ 143.999.100 | \$ 144.350.100 | 75,66% |
| 76020266 | BOSTON MEDICAL DEVICE DE CHILE | \$ 612.632.440 | \$ 603.827.640 | \$ 582.710.740 | 96,84% |
| 76032097 | SYNTHON CHILE LTDA | \$ 355.379.360 | \$ 255.903.330 | \$ 244.596.770 | 70,42% |
| 76040480 | SOCIEDAD PRODIAGNOSTICALIMITAD | \$ 8.468.000 | \$ 6.670.000 | \$ 6.670.000 | 78,77% |
| 76044959 | ARLAB S.A | \$ 19.500.000 | \$ 19.125.000 | \$ 19.500.000 | 99,04% |
| 76055804 | SOCIEDAD DE INVERSIONES PHARMA | \$ 4.631.734.393 | \$ 4.560.613.027 | \$ 4.488.555.177 | 97,69% |
| 76062131 | REPRESENTACIONES BIOTEC LTDA. | \$ 23.853.200 | \$ 23.853.200 | \$ 23.853.200 | 100,00% |
| 76065775 | FAES FARMA CHILE | \$ 929.012.200 | \$ 929.012.200 | \$ 918.800.200 | 99,45% |
| 76070033 | ARAMA NATURAL PRODUCTS DISTRIB | \$ 5.866.368.021 | \$ 5.859.835.035 | \$ 5.850.180.135 | 99,81% |
| 76071981 | SOCIEDAD COMERCIAL IMPROFAR LT | \$ 609.564.650 | \$ 587.465.050 | \$ 584.094.500 | 96,10% |
| 76079782 | WINPHARM SPA | \$ 3.490.537.554 | \$ 2.939.369.084 | \$ 2.872.286.445 | 83,25% |
| 76080982 | DIPROVET DIST DE PRODUC VETERI | \$ 57.982.130 | \$ 45.581.630 | \$ 45.436.030 | 78,49% |
| 76084945 | GADOR LIMITADA | \$ 1.866.914.890 | \$ 1.657.944.240 | \$ 1.661.532.320 | 88,90% |
| 76091301 | LABORATORIOS BIOPAS S.A | \$ 187.392.397 | \$ 173.400.193 | \$ 171.279.829 | 91,97% |
| 76099325 | MEDINOVA LIMITADA | \$ 2.932.940.456 | \$ 2.932.940.456 | \$ 2.932.940.456 | 100,00% |
| 76099774 | BIOGEN IDEC CHILE SPA | \$ 1.568.139.111 | \$ 1.563.799.743 | \$ 1.437.958.071 | 95,71% |
| 76105305 | LUXYPHARM SPA | \$ 1.506.446.758 | \$ 1.395.867.601 | \$ 1.395.530.101 | 92,65% |
| 76111593 | AKI PHARM CHILE S.A. | \$ 32.056.990 | \$ 15.915.120 | \$ 12.062.230 | 43,64% |
| 76112212 | EQUIPOS MEDICOS ZEPEDA Y COMPA | \$ 6.144.000 | \$ - | \$ - | 0,00% |
| 76113734 | PHARMATECH CHILE SPA | \$ 161.737.600 | \$ 161.737.600 | \$ 158.945.550 | 99,14% |
| 76116604 | BLUEMEDICAL S.A. | \$ 11.541.000 | \$ 11.541.000 | \$ 9.759.000 | 92,28% |
| 76133312 | LABORATORIO HOSPIFARMA CHILE L | \$ 548.775.039 | \$ 382.549.488 | \$ 344.733.048 | 66,26% |
| 76139337 | ENDOTEC S.A. | \$ 56.547.570 | \$ 7.865.100 | \$ - | 6,95% |
| 76150425 | COMERCIAL REUTTER S.A. | \$ 4.919.865.330 | \$ 4.609.827.870 | \$ 4.599.402.870 | 93,59% |
| 76167715 | DETERGENTES CONCENTRADOS S.A. | \$ 617.889.550 | \$ 617.889.550 | \$ 613.997.230 | 99,69% |
| 76171739 | SOCIEDAD COMERCIAL FREDE Y COY | \$ 42.091.580 | \$ 42.091.580 | \$ 42.091.580 | 100,00% |
| 76175092 | ASCEND LABORATORIES SPA | \$ 1.981.379.988 | \$ 1.815.207.668 | \$ 1.643.996.314 | 87,29% |
| 76186732 | BSN MEDICAL SPA | \$ 125.534.585 | \$ 125.534.585 | \$ 125.044.425 | 99,80% |
| 76212732 | ABBVIE PRODUCTOS FARMACEUTICOS | \$ 2.217.916.965 | \$ 2.159.805.645 | \$ 2.160.595.005 | 97,40% |
| 76222476 | TTW SAKE SPA | \$ 6.976.800 | \$ 1.632.960 | \$ 1.632.960 | 23,41% |
| 76237266 | LABORATORIOS ANDROMACO S.A. | \$ 392.866.200 | \$ 174.203.700 | \$ 173.011.200 | 44,19% |
| 76247477 | FARMACEUTICA XENIUS LIMITADA | \$ 26.474.500 | \$ 18.939.500 | \$ 18.939.500 | 71,54% |
| 76274027 | INDOPHARMA S.A. | \$ 191.524.700 | \$ 185.220.000 | \$ 185.220.000 | 96,71% |
| 76280494 | MEDBIOTEC SOCIEDAD POR ACCIONE | \$ 508.748.290 | \$ 488.590.090 | \$ 486.313.790 | 95,81% |
| 76285229 | GALENICUM HEALTH CHILE SPA | \$ 272.800.102 | \$ 244.249.302 | \$ 242.938.062 | 89,29% |
| 76293757 | RAMIREZ SAGREDO Y COMPAÑIA LIM | \$ 14.268.000 | \$ 13.340.000 | \$ 11.542.000 | 87,20% |
| 76307190 | COMERCIAL GEDEON RICHTER CHILE | \$ 25.191.000 | \$ 25.191.000 | \$ 25.155.000 | 99,93% |
| 76325278 | COM VITALSEC MARIA DE LOS ANGE | \$ 92.896.980 | \$ 87.846.780 | \$ 87.249.240 | 94,24% |
| 76328242 | ASPEN CHILE S.A. | \$ 314.541.910 | \$ 310.746.510 | \$ 307.790.090 | 98,32% |
| 76330700 | IMV INGENIERIA LIMITADA | \$ 13.086.400 | \$ 11.990.400 | \$ 5.504.000 | 66,84% |

| | | | | | | | | | |
|----------|--------------------------------|----|----------------|----|----------------|----|----------------|---|---------|
| 76352414 | SCHONFELDT VIDAMEDICA SPA | \$ | 280.656.430 | \$ | 277.360.462 | \$ | 267.549.550 | 🟡 | 97,08% |
| 76377981 | LABORATORIO LKM CHILE SPA | \$ | 618.236.765 | \$ | 579.939.025 | \$ | 577.713.025 | 🟡 | 93,63% |
| 76383221 | EXELTIS CHILE SPA | \$ | 593.765.060 | \$ | 460.850.240 | \$ | 455.816.540 | 🔴 | 77,19% |
| 76389383 | DROGUERIA GLOBAL PHARMA SPA | \$ | 477.600 | \$ | - | \$ | - | 🔴 | 0,00% |
| 76409952 | DISTRIBUIDORA SICMAFARMA CHILE | \$ | 1.274.925 | \$ | 1.254.325 | \$ | 480.100 | 🔴 | 68,02% |
| 76416055 | UNIFARMA SPA | \$ | 236.750.950 | \$ | 210.617.075 | \$ | 208.743.955 | 🔴 | 88,57% |
| 76423281 | PISA FARMACEUTICA DE CHILE SPA | \$ | 139.425.845 | \$ | 129.658.060 | \$ | 92.611.560 | 🔴 | 79,71% |
| 76425175 | ZERICUM SPA | \$ | 112.633.750 | \$ | 112.633.750 | \$ | 112.473.750 | 🟡 | 99,93% |
| 76432529 | CSL BEHRING SPA | \$ | 1.252.633.195 | \$ | 1.252.633.195 | \$ | 1.252.633.195 | 🟢 | 100,00% |
| 76437991 | SEVEN PHARMA CHILE SPA | \$ | 845.419.905 | \$ | 445.863.125 | \$ | 422.695.357 | 🔴 | 51,37% |
| 76447530 | ASTRAZENECA S.A. | \$ | 1.476.424.804 | \$ | 1.242.637.928 | \$ | 1.241.838.228 | 🔴 | 84,14% |
| 76449260 | VESTUARIOS INDUSTRIALES S.A. | \$ | 303.953.800 | \$ | 230.294.450 | \$ | 229.340.100 | 🔴 | 75,61% |
| 76479314 | ALPHA PHARMA CHILE SPA | \$ | 2.548.431.762 | \$ | 1.935.757.860 | \$ | 1.859.666.480 | 🔴 | 74,47% |
| 76551792 | LABORATORIOS SANFER DE CHILE | \$ | 371.932.643 | \$ | 369.469.691 | \$ | 367.684.806 | 🟡 | 99,10% |
| 76628610 | IMPORT Y COMERCIAL RE-MED LTDA | \$ | 316.334.740 | \$ | 268.207.585 | \$ | 265.434.485 | 🔴 | 84,35% |
| 76631490 | GLOBAL MED LTDA. | \$ | 18.307.362 | \$ | 17.155.218 | \$ | 15.210.090 | 🔴 | 88,39% |
| 76642770 | LABVITALIS S.A. | \$ | 388.927.480 | \$ | 363.401.480 | \$ | 360.888.586 | 🟡 | 93,11% |
| 76669630 | OPKO CHILE S.A. | \$ | 4.254.961.820 | \$ | 4.254.961.820 | \$ | 4.254.961.820 | 🟢 | 100,00% |
| 76688653 | CEGAPHARMA SPA | \$ | 102.282.510 | \$ | 41.037.150 | \$ | 50.692.950 | 🔴 | 44,84% |
| 76703624 | SOC. COMERCIAL IMP. Y EXPORTAD | \$ | 57.898.000 | \$ | - | \$ | - | 🔴 | 0,00% |
| 76711330 | NOVO NORDISK FARMACEUTICAL LTD | \$ | 12.239.020.354 | \$ | 12.239.020.354 | \$ | 12.239.020.354 | 🟢 | 100,00% |
| 76732365 | BIOMEDIKA S.P.A | \$ | 815.419.094 | \$ | 94.837.428 | \$ | 91.958.574 | 🔴 | 11,45% |
| 76754308 | DR REDDY S LABORATORIES CHILE | \$ | 641.594.806 | \$ | 612.218.806 | \$ | 603.416.506 | 🟡 | 94,74% |
| 76764133 | COMERCIAL BETA SPA | \$ | 58.486.240 | \$ | 58.482.844 | \$ | 56.923.934 | 🟡 | 98,66% |
| 76810668 | COMERCIAL RM SPA | \$ | 4.044.158.696 | \$ | 3.574.308.962 | \$ | 2.184.217.212 | 🔴 | 71,20% |
| 76845730 | ESP ESTERILIZACION Y ENVASE(CH | \$ | 45.084.700 | \$ | 41.852.800 | \$ | 36.321.350 | 🔴 | 86,70% |
| 76857605 | PHARMA NETWORK SPA | \$ | 5.531.247.761 | \$ | 4.261.911.804 | \$ | 4.025.931.639 | 🔴 | 74,92% |
| 76956140 | ETHON PHARMACEUTICALS COMERCIA | \$ | 1.367.272.810 | \$ | 1.286.044.300 | \$ | 1.201.002.279 | 🟡 | 90,95% |
| 77190880 | SOC. IMPORTADORA OPTIVISION LT | \$ | 349.761.104 | \$ | 18.000 | \$ | 18.000 | 🔴 | 0,01% |
| 77237150 | COMERCIAL KENDALL CHILE LTDA. | \$ | 1.645.948.000 | \$ | 1.645.948.000 | \$ | 1.645.948.000 | 🟢 | 100,00% |
| 77302720 | COMERCIALIZADORA DIUANA Y BERG | \$ | 16.777.152 | \$ | 13.726.404 | \$ | 3.321.960 | 🔴 | 50,81% |
| 77437250 | SERVICIOS DE ADMINIST. Y VENTA | \$ | 60.219.200 | \$ | 42.819.200 | \$ | 28.420.000 | 🔴 | 59,15% |
| 77478120 | LABORAT FRESENIUS KABI CHILE L | \$ | 1.890.026.100 | \$ | 1.677.616.850 | \$ | 1.645.100.690 | 🔴 | 87,90% |
| 77596940 | LABORATORIO CHILE S.A. | \$ | 4.886.626.538 | \$ | 4.784.841.288 | \$ | 4.736.320.453 | 🟡 | 97,42% |
| 77606220 | SASF DIVISION MEDICA | \$ | 456.430.383 | \$ | 296.315.020 | \$ | 291.496.917 | 🔴 | 64,39% |
| 77720240 | PROJEC SERV E INST INDUSTRIALE | \$ | 9.401.659 | \$ | 7.988.584 | \$ | 7.668.287 | 🔴 | 83,27% |
| 77781470 | DROG FARMOQUIMICA DEL PACIFICO | \$ | 350.936.256 | \$ | 114.679.236 | \$ | 114.448.236 | 🔴 | 32,65% |
| 78026330 | ETEX FARMACEUTICA LIMITADA | \$ | 3.351.386.380 | \$ | 2.880.403.480 | \$ | 2.633.762.490 | 🔴 | 82,27% |
| 78060400 | IMPORTADORA DE PRODUCTOS MEDIC | \$ | 138.679.729 | \$ | 111.292.346 | \$ | 111.295.321 | 🔴 | 80,25% |
| 78238490 | TEXTILES SUPER LTDA. | \$ | 60.190.900 | \$ | 59.116.800 | \$ | 54.779.900 | 🟡 | 94,61% |
| 78366970 | IND.Y COM. BAXTER DE CHILE LTD | \$ | 4.707.574.684 | \$ | 4.339.106.558 | \$ | 4.318.349.154 | 🟡 | 91,95% |
| 78411950 | ALLERGAN LABORATORIOS LIMITADA | \$ | 685.294.307 | \$ | 681.800.831 | \$ | 676.761.747 | 🟡 | 99,12% |
| 78740450 | RECBEN XENERICS FARMACEUTICA L | \$ | 4.281.512.290 | \$ | 3.742.969.830 | \$ | 3.682.689.480 | 🔴 | 86,72% |
| 78914950 | PHARMAMERICA LIMITADA | \$ | 853.716.150 | \$ | 820.501.400 | \$ | 809.459.500 | 🟡 | 95,46% |
| 78936310 | NEUMANN LTDA. | \$ | 24.081.600 | \$ | 9.411.200 | \$ | 9.272.800 | 🔴 | 38,79% |
| 79581120 | DIFEM LABORATORIOS S.A. | \$ | 3.323.929.591 | \$ | 2.918.203.521 | \$ | 2.918.203.521 | 🟡 | 87,79% |
| 79636400 | LORENZO JIMENEZ E HIJO LTDA. | \$ | 468.614.650 | \$ | 467.935.390 | \$ | 441.849.700 | 🟡 | 97,07% |
| 79743460 | PLASTICOS ARAUCO LIMITADA | \$ | 1.904 | \$ | - | \$ | - | 🔴 | 0,00% |
| 79744580 | BLUNTING S.A. | \$ | 87.006.600 | \$ | 84.346.400 | \$ | 81.728.600 | 🟡 | 95,44% |
| 79802770 | EUROFARMA CHILE S.A. | \$ | 416.203.250 | \$ | 410.840.500 | \$ | 394.779.750 | 🟡 | 96,78% |
| 79873270 | BIOTOSCANA FARMA S.A. | \$ | 329.077.990 | \$ | 329.077.990 | \$ | 329.077.990 | 🟢 | 100,00% |
| 80048900 | LABORATORIO VALMA LTDA. | \$ | 238.132.750 | \$ | 221.857.250 | \$ | 198.531.750 | 🔴 | 88,27% |
| 80447400 | MUNNICH PHARMA MEDICAL LIMITAD | \$ | 2.635.074.206 | \$ | 2.325.176.236 | \$ | 2.316.649.036 | 🔴 | 88,08% |
| 80621200 | MERCK S.A.. | \$ | 6.206.332.000 | \$ | 6.040.736.582 | \$ | 5.875.273.047 | 🟡 | 96,00% |
| 80865300 | MERCK SHARP & DOHME CHILE LIMI | \$ | 898.700.000 | \$ | 898.700.000 | \$ | 890.315.000 | 🟡 | 99,53% |
| 81210400 | REUTTER S.A. | \$ | 1.716.200.966 | \$ | 1.343.379.609 | \$ | 1.343.379.609 | 🔴 | 78,28% |
| 81323800 | GRUNENTHAL CHILENA LTDA. | \$ | 9.374.698.842 | \$ | 8.404.778.322 | \$ | 7.653.552.809 | 🔴 | 85,65% |

| | | | | | | | | |
|----------|--------------------------------|----|----------------|----|----------------|----|----------------|---------|
| 81378300 | ABBOTT LABORATORIES DE CHILE L | \$ | 599.660.200 | \$ | 464.093.200 | \$ | 460.800.200 | 77,12% |
| 82496800 | LABORATORIO WYETH INC. | \$ | 991.453.744 | \$ | 905.798.473 | \$ | 898.725.444 | 91,00% |
| 82999400 | ROCHE CHILE LIMITADA | \$ | 6.105.473.204 | \$ | 6.064.016.624 | \$ | 6.026.125.162 | 99,01% |
| 83002400 | NOVARTIS CHILE S.A. | \$ | 10.524.107.889 | \$ | 10.459.087.071 | \$ | 10.439.645.330 | 99,29% |
| 84456700 | COMERCIAL PEREZ NIKLITSCHKE LT | \$ | 67.635.950 | \$ | 60.553.250 | \$ | 53.579.740 | 84,37% |
| 84609600 | MADEGOM S.A. | \$ | 960.894.828 | \$ | 926.253.912 | \$ | 776.879.524 | 88,62% |
| 85025700 | GLAXOSMITHKLINE CHILE FARMAC. | \$ | 947.589.406 | \$ | 811.793.580 | \$ | 811.243.246 | 85,64% |
| 85462700 | BUHOS SOC COMERCIAL INDUSTRIAL | \$ | 3.093.500 | \$ | 3.093.500 | \$ | 3.093.500 | 100,00% |
| 86537600 | ALCON LABORATORIOS CHILE LIMIT | \$ | 525.972.341 | \$ | - | \$ | - | 0,00% |
| 86821000 | INMED DROGUERIA LIMITADA | \$ | 483.755.124 | \$ | 454.218.624 | \$ | 429.293.328 | 91,32% |
| 87674400 | LABORATORIO PASTEUR S.A. | \$ | 3.523.200.150 | \$ | 3.462.472.350 | \$ | 3.383.196.250 | 97,15% |
| 88466300 | TECNOFARMA S.A. | \$ | 3.186.261.098 | \$ | 3.186.229.598 | \$ | 3.186.229.598 | 100,00% |
| 88597500 | LABORATORIO BIOSANO S.A. | \$ | 2.115.689.240 | \$ | 1.967.831.065 | \$ | 1.946.985.870 | 92,52% |
| 89652800 | AMF SEGURIDAD S.A. | \$ | 103.185.500 | \$ | 103.185.500 | \$ | 95.396.400 | 96,23% |
| 90073000 | INSTITUTO SANITAS S.A. | \$ | 1.169.594.065 | \$ | 1.140.895.265 | \$ | 998.457.540 | 91,46% |
| 91537000 | BAYER S.A. | \$ | 8.109.391.891 | \$ | 7.855.587.200 | \$ | 7.732.953.303 | 96,11% |
| 91546000 | LABORATORIO SANDERSON S.A. | \$ | 5.288.226.190 | \$ | 5.222.911.365 | \$ | 5.179.909.510 | 98,36% |
| 91575000 | SOCOFAR S.A. | \$ | 2.735.858.787 | \$ | 2.621.729.459 | \$ | 2.618.365.671 | 95,77% |
| 91637000 | LABORATORIOS RECALCINE S.A. | \$ | 1.750.570.970 | \$ | 1.590.745.820 | \$ | 1.578.351.840 | 90,52% |
| 91650000 | LABORATORIOS SAVAL S.A. | \$ | 827.175.360 | \$ | 761.523.160 | \$ | 753.799.660 | 91,60% |
| 91871000 | LABORATORIOS SILESIA S.A. | \$ | 12.436.246.664 | \$ | 12.197.748.754 | \$ | 11.872.419.549 | 96,77% |
| 92251000 | SANOFI AVENTIS DE CHILE S.A. | \$ | 7.925.772.136 | \$ | 7.669.741.496 | \$ | 7.669.928.436 | 96,77% |
| 92288000 | DROGUERIA HOFMANN S.A.C. | \$ | 478.300.704 | \$ | 424.865.634 | \$ | 306.117.878 | 76,41% |
| 92363000 | BRISTOL - MYERS SQUIBB DE CHIL | \$ | 6.840.665.208 | \$ | 5.902.110.870 | \$ | 5.726.371.732 | 85,00% |
| 93135000 | LABORATORIOS BAGO DE CHILE S.A | \$ | 421.005.000 | \$ | 421.005.000 | \$ | 421.005.000 | 100,00% |
| 93366000 | COMERCIAL LBF LIMITADA | \$ | 268.358.940 | \$ | 268.358.940 | \$ | 268.068.036 | 99,95% |
| 93408000 | IMPRESA ALFREDO MOLINA FLORES | \$ | 86.295.800 | \$ | 86.295.800 | \$ | 79.912.500 | 96,30% |
| 93745000 | JOHNSON AND JOHNSON DE CHILE S | \$ | 1.521.081.110 | \$ | 1.499.364.966 | \$ | 1.498.836.966 | 98,55% |
| 93791000 | HELIOS S.A. | \$ | 306.321.280 | \$ | 302.156.805 | \$ | 286.145.485 | 96,03% |
| 94398000 | LABORATORIOS LAFI LTDA | \$ | 3.967.201.090 | \$ | 3.114.480.962 | \$ | 3.107.974.484 | 78,42% |
| 94544000 | PHARMA INVESTI DE CHILE S.A. | \$ | 1.284.513.980 | \$ | 1.230.880.980 | \$ | 1.219.088.330 | 95,37% |
| 96026000 | CHEMOPHARMA S.A. | \$ | 3.021.273.847 | \$ | 2.906.164.995 | \$ | 2.458.511.590 | 88,78% |
| 96515660 | CENTRAL COMPRAS EXTRA SISTEMA | \$ | 183.882.950 | \$ | - | \$ | - | 0,00% |
| 96517170 | ALPES CHEMIE S.A. | \$ | 329.769.669 | \$ | 314.526.909 | \$ | 311.339.437 | 94,89% |
| 96519830 | BPH S.A. | \$ | 2.200.842.282 | \$ | 2.020.544.092 | \$ | 2.016.244.687 | 91,71% |
| 96533330 | HEMISFERIO SUR S.A. | \$ | 21.471.000 | \$ | - | \$ | - | 0,00% |
| 96544130 | LABORATORIO SMB FARMA S.A. | \$ | 376.326.940 | \$ | 336.710.990 | \$ | 326.534.970 | 88,12% |
| 96560900 | COMERCIAL A Y B S.A. | \$ | 45.365.200 | \$ | 13.193.400 | \$ | - | 14,54% |
| 96582310 | GRIFOLS CHILE S.A. | \$ | 3.331.280.124 | \$ | 2.997.864.380 | \$ | 2.996.085.980 | 89,96% |
| 96599510 | MEDIPHARM | \$ | 263.947.050 | \$ | 112.868.170 | \$ | 98.304.430 | 40,00% |
| 96625950 | TECNICA S.A.- | \$ | 348.578.835 | \$ | 342.015.985 | \$ | 341.877.985 | 98,10% |
| 96670640 | PHARMATRADE S.A. | \$ | 2.347.410.116 | \$ | 2.206.799.536 | \$ | 2.176.687.426 | 93,37% |
| 96670840 | DIMERC S.A. | \$ | 663.153.100 | \$ | 290.190.420 | \$ | 235.069.220 | 39,60% |
| 96699730 | FARMA STORAGE SPA | \$ | 2.433.773.330 | \$ | 2.229.734.240 | \$ | 2.228.178.852 | 91,58% |
| 96756540 | B. BRAUN MEDICAL SpA | \$ | 1.526.227.532 | \$ | 344.377.764 | \$ | 116.988.664 | 15,11% |
| 96859930 | LIBRA CHILE S.A. | \$ | 866.914.216 | \$ | 582.192.982 | \$ | 520.918.478 | 63,62% |
| 96884770 | ITF LABOMED FARMACEUTICA LTDA. | \$ | 1.540.699.970 | \$ | 1.473.783.210 | \$ | 1.472.825.020 | 95,63% |
| 96894230 | SILPAK S.A. | \$ | 179.824.925 | \$ | 176.731.425 | \$ | 168.500.275 | 95,99% |
| 96945670 | NOVOFARMA SERVICE S.A. | \$ | 9.462.129.784 | \$ | 9.387.304.672 | \$ | 9.389.409.379 | 99,22% |
| 96969310 | SOC COMERCIAL BJ SOCIEDAD ANON | \$ | 240.283.690 | \$ | 215.658.940 | \$ | 212.205.740 | 89,03% |
| 96981250 | PFIZER CHILE S.A. | \$ | 11.017.612.522 | \$ | 9.294.163.679 | \$ | 9.268.593.897 | 84,24% |
| 99522620 | LABORATORIO D&M PHARMA LTDA. | \$ | 32.801.325 | \$ | 30.703.725 | \$ | 30.686.175 | 93,58% |
| 99543190 | INTERPHARMA S.A. | \$ | 403.644.600 | \$ | 401.464.600 | \$ | 398.788.900 | 99,13% |
| 99565040 | LABORATORIO KAMPAR S.A. | \$ | 440.159.918 | \$ | 431.500.518 | \$ | 431.500.518 | 98,03% |
| 99593170 | CEGAMED CHILE S.A. | \$ | 4.104.176.313 | \$ | 4.102.978.613 | \$ | 3.969.049.847 | 98,34% |
| 76727397 | GEAMED S.A. | \$ | 97.783.000 | \$ | 97.783.000 | \$ | 97.783.000 | 100,00% |
| 96718630 | LABORATORIOS DENTAID S.A. | \$ | 106.561.070 | \$ | 98.066.710 | \$ | 98.066.710 | 92,03% |

| | | | | | | | | | |
|----------------------|--------------------------------|----|------------------------|----|------------------------|----|------------------------|---|---------------|
| 76121056 | LABORATORIOS AC FARMA SPA | \$ | 51.084.000 | \$ | 51.084.000 | \$ | 51.084.000 | 🟢 | 100,00% |
| 76389452 | QUALITEC FARMACEUTICA LIMITADA | \$ | 1.960.374.192 | \$ | 1.779.758.486 | \$ | 1.566.968.140 | 🔴 | 85,36% |
| 76772596 | MEDICINAE SPA | \$ | 4.517.955.450 | \$ | 4.506.292.950 | \$ | 4.265.958.640 | 🟡 | 97,08% |
| 76830090 | FARMACEUTICA CARIBBEAN LTDA. | \$ | 94.934.250 | \$ | 93.390.570 | \$ | 81.755.730 | 🟡 | 92,25% |
| 76930423 | SASF COMERCIAL LIMITADA | \$ | 120.897.558 | \$ | 69.671.294 | \$ | 68.376.804 | 🔴 | 57,09% |
| 76966960 | SOCIEDAD IMPORT. Y DISTRIB. AR | \$ | 265.275.000 | \$ | 84.096.000 | \$ | 47.826.000 | 🔴 | 24,87% |
| 99545750 | MED STYLE S.A. | \$ | 193.267.200 | \$ | 115.628.800 | \$ | 76.787.200 | 🔴 | 49,78% |
| 76307605 | STRENUUS MEDICAL LTD | \$ | 368.745.150 | \$ | 306.745.010 | \$ | 306.481.010 | 🔴 | 83,15% |
| 76705621 | CEGASURGICAL SPA | \$ | 129.410.000 | \$ | 116.483.000 | \$ | 115.739.000 | 🔴 | 89,72% |
| 76888064 | MEGAMEDICAL SPA | \$ | 117.606.800 | \$ | 105.736.100 | \$ | 84.991.800 | 🔴 | 81,09% |
| 78566250 | PRODUCTOS MEDICOS PROMEDON CHI | \$ | 2.025.000 | \$ | - | \$ | - | 🔴 | 0,00% |
| 76142730 | GEMCO GENERAL MACHINERY CO. LT | \$ | 23.285.000 | \$ | 6.120.000 | \$ | 6.120.000 | 🔴 | 26,28% |
| 76174812 | LABOFAR EIRL | \$ | 592.610.020 | \$ | 533.682.445 | \$ | 527.977.545 | 🔴 | 89,57% |
| 76612092 | ARTICULOS ESPECIALES SPA | \$ | 58.172.800 | \$ | 43.756.800 | \$ | 40.619.200 | 🔴 | 72,52% |
| 76857891 | INVERSIONES C&F SPA | \$ | 199.286.784 | \$ | 199.286.784 | \$ | 199.286.784 | 🟢 | 100,00% |
| 76128840 | TREMA DENTAL LIMITADA | \$ | 122.314.700 | \$ | 12.760.200 | \$ | - | 🔴 | 5,22% |
| 76146075 | ACRUX LABS S.A. | \$ | 124.664.000 | \$ | 108.281.000 | \$ | 104.473.000 | 🔴 | 85,33% |
| 76306756 | SOLUCIONES CLINICAS Y FARMACEU | \$ | 517.270.050 | \$ | 517.270.050 | \$ | 517.270.050 | 🟢 | 100,00% |
| 76709214 | ECOCARE SPS | \$ | 63.610.000 | \$ | - | \$ | - | 🔴 | 0,00% |
| 96910280 | BIOCLIN S.A. | \$ | 106.570.750 | \$ | 106.570.750 | \$ | 106.570.750 | 🟢 | 100,00% |
| 76051550 | GENZYME CHILE LIMITADA | \$ | 14.748.552 | \$ | 11.471.096 | \$ | 5.735.548 | 🔴 | 58,33% |
| 76215260 | COMERCIAL NEMO CHILE LIMITADA | \$ | 108.209.900 | \$ | 108.209.900 | \$ | 106.005.500 | 🟡 | 98,98% |
| 76418921 | PHARMARIS CHILE SPA | \$ | 4.485.000 | \$ | - | \$ | - | 🔴 | 0,00% |
| 76896389 | VITAFARMA S.A. | \$ | 15.566.900 | \$ | 15.566.900 | \$ | 15.566.900 | 🟢 | 100,00% |
| 93049000 | TEXTILES ZAHR S.A. | \$ | 108.797.640 | \$ | 94.227.000 | \$ | 79.503.480 | 🔴 | 79,84% |
| 87860400 | RECUPERADORA TEXTIL LTDA. | \$ | 35.812.600 | \$ | 25.979.800 | \$ | 17.400.200 | 🔴 | 60,57% |
| 76758693 | SOTECNO MEDICAL SPA | \$ | 14.280.375 | \$ | 5.932.500 | \$ | 2.570.750 | 🔴 | 29,77% |
| 76421101 | ALBRANDIG SPA | \$ | 2.390.241.750 | \$ | 1.746.807.250 | \$ | 1.696.155.250 | 🔴 | 72,02% |
| 76994349 | FASTMED SPA | \$ | 47.725.050 | \$ | 47.725.050 | \$ | 34.938.050 | 🔴 | 86,60% |
| 78233420 | HOSPITALIA PRODUCTOS MEDICOS L | \$ | 50.837.500 | \$ | 41.387.500 | \$ | 41.387.500 | 🔴 | 81,41% |
| 78634170 | SOC DIST COM E INV. LAURA CARE | \$ | 599.400 | \$ | 279.720 | \$ | 279.720 | 🔴 | 46,67% |
| 76204763 | GEMARKPHARMA | \$ | 78.624.900 | \$ | 51.879.300 | \$ | 51.879.300 | 🔴 | 65,98% |
| 76473504 | ACIMA SOLUCIONES INTEGRALES SP | \$ | 604.719.780 | \$ | - | \$ | - | 🔴 | 0,00% |
| 96542490 | TRECK S.A. | \$ | 203.143.300 | \$ | - | \$ | - | 🔴 | 0,00% |
| Total general | | \$ | 275.436.348.755 | \$ | 252.146.324.934 | \$ | 245.125.905.463 | | 90,27% |

Proveedor Nuevo

87,03%