




CENABAST

Factor completitud de información Mayo 2020
(PERIODO COMPRENDIDO: mayo 2019 a abril 2020)

	100%
	90% a 99%
	0% a 89%

- Valorizado informado: Corresponde al valorizado de la información de despachos cargada por los proveedores (informe de despachos).
- Valorizado Cedibles: Corresponde al valorizado de los cedibles cargados por los proveedores al servidor FTP de CENABAST
- Valorizado Total: Corresponde al total valorizado de productos solicitados a distribuir, el cual se puede consultar en comportamiento de proveedores columna "Val.Pedido"

PROVEEDOR	Nombre proveedor	Suma de Valor Pedido	Suma de Valor Informado	Suma de Valor Cedible	Suma de % Factor
53314933	GOROSTIAGA CERDA ENRIQUE OMAR	\$ 11.781.120	\$ 11.611.200	\$ 11.781.120	99,28%
59043540	MERCK SHARP AND DOHME (I.A) C	\$ 4.452.586.783	\$ 4.403.098.783	\$ 4.402.392.383	98,88%
59077290	NIPRO MEDICAL CORPORATION CHIL	\$ 109.063.750	\$ 98.622.150	\$ 97.031.850	89,70%
76012551	IMPORTADORA MEGA MARKET LIMITA	\$ 38.521.400	\$ 38.521.400	\$ 35.711.000	96,35%
76015382	BIOSYNTEC S.A.	\$ 64.108.000	\$ -	\$ -	0,00%
76018782	LABORATORIO DEUTSCHE PHARMA S.	\$ 272.100.240	\$ 271.587.240	\$ 265.457.070	98,69%
76020266	BOSTON MEDICAL DEVICE DE CHILE	\$ 456.183.710	\$ 448.293.410	\$ 443.060.770	97,70%
76032097	SYNTHON CHILE LTDA	\$ 249.429.010	\$ 212.179.430	\$ 198.686.630	82,36%
76040480	SOCIEDAD PRODIAGNOSTICALIMITAD	\$ 39.469.000	\$ 37.671.000	\$ 37.671.000	95,44%
76044959	ARLAB S.A	\$ 22.125.000	\$ 21.375.000	\$ 22.125.000	98,31%
76051550	GENZYME CHILE LIMITADA	\$ 1.638.728	\$ 1.638.728	\$ 819.364	75,00%
76055804	SOCIEDAD DE INVERSIONES PHARMA	\$ 3.699.433.356	\$ 3.628.311.990	\$ 3.628.311.990	98,08%
76062131	REPRESENTACIONES BIOTEC LTDA.	\$ 146.960.800	\$ 141.374.800	\$ 140.394.800	95,87%
76065775	FAES FARMA CHILE, SALUD Y NUTR	\$ 686.604.000	\$ 656.849.400	\$ 656.849.400	95,67%
76070033	ARAMA NATURAL PRODUCTS DISTRIB	\$ 3.912.435.406	\$ 3.888.863.961	\$ 3.888.863.961	99,40%
76071981	SOCIEDAD COMERCIAL IMPROFAR LT	\$ 477.644.650	\$ 455.545.050	\$ 455.545.050	95,37%
76079782	WINPHARM SPA	\$ 4.154.326.578	\$ 3.630.039.876	\$ 3.628.283.801	87,36%
76080982	DIPROVET DIST DE PRODUC VETERI	\$ 149.976.410	\$ 136.642.590	\$ 135.985.270	90,89%
76084945	GADOR LIMITADA	\$ 1.410.214.580	\$ 1.338.814.580	\$ 1.237.161.860	91,33%
76091301	LABORATORIOS BIOPAS S.A	\$ 146.844.919	\$ 146.595.704	\$ 145.796.844	99,56%
76099325	MEDINOVA LIMITADA	\$ 2.957.743.275	\$ 2.957.743.275	\$ 2.957.743.275	100,00%
76099774	BIOGEN IDEC CHILE SPA	\$ 1.493.827.434	\$ 1.386.970.497	\$ 1.279.571.139	89,25%
76105305	LUXYPHARM SPA	\$ 3.127.630.131	\$ 2.901.779.153	\$ 2.901.779.153	92,78%
76111593	AKI PHARM CHILE S.A.	\$ 63.905.715	\$ 51.741.940	\$ 46.874.830	77,16%
76112212	EQUIPOS MEDICOS ZEPEDA Y COMPA	\$ 10.112.000	\$ -	\$ -	0,00%
76113734	PHARMATECH CHILE SPA	\$ 49.668.750	\$ 49.668.750	\$ 39.697.500	89,96%
76116604	BLUEMEDICAL S.A.	\$ 13.624.000	\$ 13.260.000	\$ 11.076.000	89,31%
76121056	LABORATORIOS AC FARMA SPA	\$ 40.833.000	\$ 40.833.000	\$ 35.730.000	93,75%
76128840	TREMA DENTAL LIMITADA	\$ 26.050.800	\$ -	\$ -	0,00%
76133312	LABORATORIO HOSPIFARMA CHILE L	\$ 994.532.799	\$ 705.698.000	\$ 614.834.199	66,39%
76139337	ENDOTEC S.A.	\$ 47.015.952	\$ 21.928.032	\$ -	23,32%
76142730	GEMCO GENERAL MACHINERY CO. LT	\$ 6.185.000	\$ 3.270.000	\$ 3.270.000	52,87%
76146075	ACRUX LABS S.A.	\$ 29.615.000	\$ 29.615.000	\$ 26.072.000	94,02%
76150425	COMERCIAL REUTTER S.A.	\$ 4.977.954.180	\$ 4.940.244.940	\$ 4.929.819.940	99,14%
76167715	DETERGENTES CONCENTRADOS S.A.	\$ 2.180.539.210	\$ 2.180.539.210	\$ 2.180.539.210	100,00%
76171739	SOCIEDAD COMERCIAL FREDE Y COY	\$ 65.168.770	\$ 59.419.920	\$ 59.335.940	91,11%
76174812	LABOFAR EIRL	\$ 148.623.295	\$ 114.755.720	\$ 77.877.610	64,81%
76175092	ASCEND LABORATORIES SPA	\$ 1.576.546.890	\$ 1.531.392.480	\$ 1.365.628.950	91,88%
76186732	BSN MEDICAL SPA	\$ 94.519.600	\$ 94.519.600	\$ 90.172.600	97,70%
76212732	ABBVIE PRODUCTOS FARMACEUTICOS	\$ 2.418.468.233	\$ 2.361.146.273	\$ 2.361.146.273	97,63%
76215260	COMERCIAL NEMO CHILE LIMITADA	\$ 14.165.200	\$ 14.165.200	\$ 14.165.200	100,00%
76222476	TTW SAKE SPA	\$ 140.421.600	\$ 133.375.680	\$ 133.392.960	94,99%
76237266	LABORATORIOS ANDROMACO S.A.	\$ 381.789.300	\$ 256.866.000	\$ 256.657.500	67,25%
76247477	FARMACEUTICA XENIUS LIMITADA	\$ 17.505.500	\$ 9.184.500	\$ 9.184.500	52,47%
76274027	INDOPHARMA S.A.	\$ 415.733.700	\$ 401.235.900	\$ 360.195.900	91,58%
76280494	MEDBIOTEC SOCIEDAD POR ACCIONE	\$ 455.011.000	\$ 452.732.200	\$ 447.403.900	98,91%
76285229	GALENICUM HEALTH CHILE SPA	\$ 281.464.980	\$ 257.092.340	\$ 247.436.732	89,63%
76293757	RAMIREZ SAGREDO Y COMPAÑIA LIM	\$ 13.137.000	\$ 12.180.000	\$ 3.074.000	58,06%
76296704	LABORATORIOS BAMBERG LIMITADA	\$ 7.500.000	\$ 7.500.000	\$ 5.550.000	87,00%
76306756	SOLUCIONES CLINICAS Y FARMACEU	\$ 114.500.100	\$ 52.341.300	\$ 52.341.300	45,71%
76307190	COMERCIAL GEDEON RICHTER CHILE	\$ 17.568.000	\$ -	\$ -	0,00%
76307605	STRENUUS MEDICAL LTD	\$ 64.497.140	\$ 30.934.000	\$ 30.670.000	47,76%
76325278	COM VITALSEC MARIA DE LOS ANGE	\$ 120.281.580	\$ 120.264.180	\$ 109.401.060	95,47%
76328242	ASPEN CHILE S.A.	\$ 304.997.700	\$ 298.822.300	\$ 297.277.400	97,72%
76330700	IMV INGENIERIA LIMITADA	\$ 10.323.200	\$ 9.227.200	\$ 6.412.800	75,75%
76352414	SCHONFELDT VIDAMEDICA SPA	\$ 277.094.626	\$ 273.644.530	\$ 223.243.874	89,66%
76377981	LABORATORIO LKM CHILE SPA	\$ 393.564.060	\$ 393.099.820	\$ 391.617.470	99,69%
76383221	EXELTIS CHILE SPA	\$ 645.558.540	\$ 598.663.450	\$ 549.878.170	88,96%
76389383	DROGUERIA GLOBAL PHARMA SPA	\$ 45.491.200	\$ -	\$ -	0,00%
76389452	QUALITEC FARMACEUTICA LIMITADA	\$ 848.329.320	\$ 848.329.320	\$ 465.964.500	77,46%
76409952	DISTRIBUIDORA SICMAFARMA CHILE	\$ 9.728.900	\$ 9.565.100	\$ 8.753.975	94,15%
76416055	UNIFARMA SPA	\$ 231.158.730	\$ 201.712.000	\$ 198.421.600	86,55%
76418921	PHARMARIS CHILE SPA	\$ 604.500	\$ -	\$ -	0,00%
76423281	PISA FARMACEUTICA DE CHILE SPA	\$ 427.281.271	\$ 375.647.658	\$ 330.389.024	82,62%
76425175	ZERICUM SPA	\$ 90.314.250	\$ 90.314.250	\$ 82.576.000	95,72%
76432529	CSL BEHRING SPA	\$ 1.253.909.800	\$ 1.253.909.800	\$ 1.140.575.645	95,48%
76437991	SEVEN PHARMA CHILE SPA	\$ 1.697.512.191	\$ 1.324.737.669	\$ 1.300.144.615	77,32%
76447530	ASTRAZENECA S.A.	\$ 1.129.690.860	\$ 982.038.290	\$ 981.238.590	86,89%
76449260	VESTUARIOS INDUSTRIALES S.A.	\$ 318.924.000	\$ 308.589.000	\$ 307.550.850	96,60%

76479314	ALPHA PHARMA CHILE SPA	\$	1.198.362.599	\$	1.071.244.323	\$	881.917.907	☒	81,49%
76551792	LABORATORIOS SANFER DE CHILE	\$	241.759.266	\$	241.669.260	\$	241.389.165	☒	99,90%
76612092	ARTICULOS ESPECIALES SPA	\$	17.892.800	\$	10.854.400	\$	7.886.400	☒	52,37%
76628610	IMPORT Y COMERCIAL RE-MED LTDA	\$	213.458.100	\$	181.099.400	\$	179.767.700	☒	84,53%
76631490	GLOBAL MED LTDA.	\$	26.936.724	\$	25.373.564	\$	23.286.286	☒	90,32%
76642770	LABVITALIS S.A.	\$	515.429.910	\$	462.084.010	\$	446.894.350	☒	88,18%
76669630	OPKO CHILE S.A.	\$	2.417.130.642	\$	2.414.925.542	\$	2.414.925.542	☒	99,91%
76688653	CEGAPHARMA SPA	\$	50.623.980	\$	22.139.370	\$	22.139.370	☒	43,73%
76703624	SOC. COMERCIAL IMP. Y EXPORTAD	\$	99.297.850	\$	23.056.050	\$	16.689.700	☒	20,01%
76705621	CEGASURGICAL SPA	\$	50.220.000	\$	50.220.000	\$	50.220.000	☒	100,00%
76709214	ECOCARE SPS	\$	57.616.460	\$	-	\$	-	☒	0,00%
76711330	NOVO NORDISK FARMACEUTICAL LTD	\$	10.938.271.950	\$	10.938.271.950	\$	10.938.271.950	☒	100,00%
76727397	GEAMED S.A.	\$	232.713	\$	224.601	\$	208.377	☒	93,03%
76732365	BIOMEDIKA S.P.A	\$	714.228.358	\$	366.104.852	\$	341.188.302	☒	49,51%
76754308	DR REDDY S LABORATORIES CHILE	\$	592.075.960	\$	592.075.960	\$	579.461.560	☒	98,93%
76764133	COMERCIAL BETA SPA	\$	37.960.505	\$	37.960.505	\$	36.553.262	☒	98,15%
76772596	MEDICINAE SPA	\$	1.438.001.780	\$	1.438.001.780	\$	1.409.954.560	☒	99,02%
76810668	COMERCIAL RM SPA	\$	1.656.116.901	\$	1.325.121.648	\$	1.323.598.272	☒	79,97%
76830090	FARMACEUTICA CARIBEAN LTDA.	\$	197.605.740	\$	197.105.340	\$	193.447.020	☒	98,82%
76845730	ESP ESTERILIZACION Y ENVASE(CH	\$	44.526.900	\$	7.905.550	\$	17.487.800	☒	28,51%
76857605	PHARMA NETWORK SPA	\$	5.907.987.918	\$	5.150.033.737	\$	4.016.434.437	☒	77,58%
76857891	INVERSIONES C&F SPA	\$	54.939.648	\$	54.939.648	\$	54.939.648	☒	100,00%
76888064	MEGAMEDICAL SPA	\$	34.239.800	\$	10.685.000	\$	10.563.400	☒	31,03%
76896389	VITAFARMA S.A.	\$	614.200	\$	614.200	\$	614.200	☒	100,00%
76930423	SASF COMERCIAL LIMITADA	\$	29.083.588	\$	14.243.724	\$	14.243.724	☒	48,98%
76956140	ETHON PHARMACEUTICALS COMERCIA	\$	948.196.297	\$	935.481.747	\$	926.074.169	☒	98,16%
76966960	SOCIEDAD IMPORT. Y DISTRIB. AR	\$	108.274.500	\$	36.558.000	\$	29.106.000	☒	30,32%
77190880	SOC. IMPORTADORA OPTIVISION LT	\$	331.433.849	\$	82.392.250	\$	82.255.850	☒	24,84%
77237150	COMERCIAL KENDALL CHILE LTDA.	\$	2.141.832.750	\$	2.141.832.750	\$	2.141.832.750	☒	100,00%
77302720	COMERCIALIZADORA DIUANA Y BERG	\$	16.678.596	\$	16.668.288	\$	11.157.480	☒	83,42%
77437250	SERVICIOS DE ADMINIST. Y VENTA	\$	42.556.800	\$	28.800.000	\$	11.304.000	☒	47,12%
77478120	LABORAT FRESENIUS KABI CHILE L	\$	2.435.846.850	\$	1.956.401.350	\$	1.932.832.790	☒	79,83%
77596940	LABORATORIO CHILE S.A.	\$	4.027.612.907	\$	3.667.410.910	\$	3.425.346.575	☒	88,05%
77606220	SASF DIVISION MEDICA	\$	635.683.409	\$	410.703.204	\$	410.703.204	☒	64,61%
77720240	PROJEC SERV E INST INDUSTRIAL	\$	11.945.194	\$	10.984.303	\$	10.664.006	☒	90,62%
77781470	DROG FARMOQUIMICA DEL PACIFICO	\$	293.168.328	\$	234.730.656	\$	234.193.656	☒	79,98%
77783690	DOLPHIN MEDICAL Y CIA LTDA	\$	1.568.000	\$	1.540.000	\$	1.568.000	☒	99,11%
78026330	ETEX FARMACEUTICA LIMITADA	\$	2.432.729.810	\$	2.219.282.760	\$	1.972.919.460	☒	86,16%
78060400	IMPORTADORA DE PRODUCTOS MEDIC	\$	216.897.913	\$	160.377.363	\$	104.525.425	☒	61,07%
78238490	TEXTILES SUPER LTDA.	\$	51.887.900	\$	48.341.700	\$	46.467.900	☒	91,36%
78366970	IND.Y COM. BAXTER DE CHILE LTD	\$	3.927.039.112	\$	3.925.877.552	\$	3.492.144.376	☒	94,45%
78411950	ALLERGAN LABORATORIOS LIMITADA	\$	356.990.122	\$	351.116.778	\$	283.303.989	☒	88,86%
78566250	PRODUCTOS MEDICOS PROMEDON CHI	\$	1.800.000	\$	-	\$	-	☒	0,00%
78740450	RECBEN XENERICS FARMACEUTICA L	\$	3.607.163.000	\$	3.108.471.220	\$	3.081.575.490	☒	85,80%
78914950	PHARMAMERICA LIMITADA	\$	581.500.500	\$	564.521.000	\$	509.388.200	☒	92,34%
78936310	NEUMANN LTDA.	\$	16.192.800	\$	13.424.800	\$	10.656.800	☒	74,36%
79581120	DIFEM LABORATORIOS S.A.	\$	2.015.757.649	\$	2.000.859.681	\$	2.000.859.681	☒	99,26%
79636400	LORENZO JIMENEZ E HIJO LTDA.	\$	298.689.205	\$	298.009.945	\$	245.237.565	☒	90,94%
79743460	PLASTICOS ARAUCO LIMITADA	\$	1.088.050	\$	-	\$	-	☒	0,00%
79744580	BLUNTING S.A.	\$	164.431.400	\$	161.147.200	\$	156.786.600	☒	96,68%
79802770	EUROFARMA CHILE S.A.	\$	328.335.750	\$	300.549.500	\$	241.669.000	☒	82,57%
79873270	BIOTOSCANA FARMA S.A.	\$	321.857.877	\$	321.166.527	\$	321.166.527	☒	99,79%
80048900	LABORATORIO VALMA LTDA.	\$	438.037.543	\$	437.238.793	\$	395.277.529	☒	95,03%
80447400	MUNNICH PHARMA MEDICAL LIMITAD	\$	3.350.233.085	\$	3.335.967.870	\$	3.316.377.425	☒	99,28%
80621200	MERCK S.A..	\$	5.621.035.042	\$	5.009.273.039	\$	4.492.180.177	☒	84,52%
80865300	MERCK SHARP & DOHME CHILE LIM	\$	968.464.000	\$	968.464.000	\$	962.659.000	☒	99,70%
81210400	REUTTER S.A.	\$	1.677.343.919	\$	1.604.250.329	\$	1.604.250.329	☒	95,64%
81323800	GRUNENTHAL CHILENA LTDA.	\$	4.346.091.800	\$	4.324.870.550	\$	4.321.523.385	☒	99,47%
81378300	ABBOTT LABORATORIES DE CHILE L	\$	741.589.750	\$	617.263.750	\$	597.410.350	☒	81,90%
82496800	LABORATORIO WYETH INC.	\$	1.954.421.026	\$	1.912.589.970	\$	1.904.400.533	☒	97,65%
82999400	ROCHE CHILE LIMITADA	\$	5.443.827.112	\$	5.134.035.964	\$	5.044.465.145	☒	93,49%
83002400	NOVARTIS CHILE S.A.	\$	9.760.953.423	\$	9.641.272.900	\$	9.622.576.830	☒	98,68%
84456700	COMERCIAL PEREZ NIKLITSCHKE LT	\$	17.831.385	\$	17.831.385	\$	11.493.800	☒	82,23%
84609600	MADEGOM S.A.	\$	804.041.691	\$	791.429.443	\$	683.184.112	☒	91,70%
85025700	GLAXOSMITHKLINE CHILE FARMAC.	\$	1.753.101.581	\$	1.429.681.545	\$	1.428.423.357	☒	81,52%
85462700	BUHOS SOC COMERCIAL INDUSTRIAL	\$	139.466.000	\$	139.466.000	\$	139.466.000	☒	100,00%
86537600	ALCON LABORATORIOS CHILE LIMIT	\$	345.894.729	\$	31.525.824	\$	9.542.896	☒	5,94%
86821000	INMED DROGUERIA LIMITADA	\$	298.201.686	\$	268.665.186	\$	254.795.410	☒	87,77%
87674400	LABORATORIO PASTEUR S.A.	\$	3.828.007.075	\$	3.759.501.150	\$	3.390.420.475	☒	93,39%
88466300	TECNOFARMA S.A.	\$	1.794.993.368	\$	1.794.993.368	\$	1.794.993.368	☒	100,00%
88597500	LABORATORIO BIOSANO S.A.	\$	1.448.122.765	\$	1.106.607.170	\$	936.681.355	☒	70,55%
89652800	AMF SEGURIDAD S.A.	\$	104.149.100	\$	95.797.900	\$	86.242.200	☒	87,39%
90073000	INSTITUTO SANITAS S.A.	\$	1.551.211.125	\$	1.513.578.195	\$	1.497.985.435	☒	97,07%
91537000	BAYER S.A.	\$	6.496.930.631	\$	5.603.070.641	\$	5.495.636.183	☒	85,42%
91546000	LABORATORIO SANDERSON S.A.	\$	6.591.266.525	\$	6.382.945.550	\$	5.992.171.900	☒	93,88%
91575000	SOCOFAR S.A.	\$	2.618.098.217	\$	2.555.258.124	\$	2.548.546.659	☒	97,47%
91637000	LABORATORIOS RECALCINE S.A.	\$	1.052.637.155	\$	968.512.315	\$	966.010.005	☒	91,89%
91650000	LABORATORIOS SAVAL S.A.	\$	293.357.200	\$	280.703.200	\$	280.703.200	☒	95,69%
91871000	LABORATORIOS SILESIA S.A.	\$	13.165.457.158	\$	12.999.639.697	\$	12.907.242.526	☒	98,39%
92251000	SANOFI AVENTIS DE CHILE S.A.	\$	6.575.070.046	\$	6.359.590.896	\$	6.359.590.896	☒	98,72%
92288000	DROGUERIA HOFMANN S.A.C.	\$	521.061.872	\$	502.217.220	\$	443.381.782	☒	90,74%
92363000	BRISTOL - MYERS SQUIBB DE CHIL	\$	5.495.238.757	\$	5.371.035.793	\$	5.223.489.978	☒	96,40%
93049000	TEXTILES ZAHRA S.A.	\$	14.823.480	\$	14.823.480	\$	-	☒	50,00%

93135000	LABORATORIOS BAGO DE CHILE S.A	\$	476.595.000	\$	476.595.000	\$	431.460.000	🟡	95,26%
93366000	COMERCIAL LBF LIMITADA	\$	180.826.836	\$	180.826.836	\$	180.826.836	🟢	100,00%
93408000	IMPRESA ALFREDO MOLINA FLORES	\$	150.566.800	\$	146.209.800	\$	126.712.000	🟡	90,63%
93745000	JOHNSON AND JOHNSON DE CHILE S	\$	1.043.444.740	\$	919.661.642	\$	919.826.642	🔴	88,14%
93791000	HELIOS S.A.	\$	337.458.190	\$	335.419.380	\$	306.601.360	🟡	95,13%
94398000	LABORATORIOS LAFI LTDA	\$	7.022.375.527	\$	5.290.068.559	\$	5.279.286.967	🔴	75,25%
94544000	PHARMA INVESTITI DE CHILE S.A.	\$	1.088.675.000	\$	985.951.800	\$	854.588.250	🔴	84,53%
96026000	CHEMOPHARMA S.A.	\$	1.588.256.583	\$	1.562.373.192	\$	1.240.258.276	🔴	88,23%
96515660	CENTRAL COMPRAS EXTRA SISTEMA	\$	378.055.900	\$	-	\$	-	🔴	0,00%
96517170	ALPES CHEMIE S.A.	\$	300.469.486	\$	295.364.776	\$	235.215.254	🔴	88,29%
96519830	BPH S.A.	\$	1.851.184.844	\$	1.710.879.704	\$	1.709.409.321	🟡	92,38%
96533330	HEMISFERIO SUR S.A.	\$	10.110.500	\$	-	\$	-	🔴	0,00%
96544130	LABORATORIO SMB FARMA S.A.	\$	445.816.250	\$	413.687.450	\$	396.582.500	🟡	90,87%
96560900	COMERCIAL A Y B S.A.	\$	23.256.200	\$	-	\$	-	🔴	0,00%
96582310	GRIFOLS CHILE S.A.	\$	3.044.415.485	\$	2.707.320.633	\$	2.704.841.429	🔴	88,89%
96599510	MEDIPHARM	\$	164.495.370	\$	146.141.250	\$	100.375.590	🔴	74,93%
96617060	LABORATORIOS RAFFO S.A.	\$	16.500	\$	16.500	\$	16.500	🟢	100,00%
96625950	TECNICA S.A.-	\$	308.302.805	\$	307.528.405	\$	299.381.605	🟡	98,43%
96670640	PHARMATRADE S.A.	\$	1.678.939.131	\$	1.677.244.281	\$	1.624.820.559	🟡	98,34%
96670840	DIMERC S.A.	\$	505.870.330	\$	-	\$	508.800	🔴	0,05%
96699730	FARMA STORAGE SPA	\$	3.940.192.348	\$	3.804.647.403	\$	3.801.298.313	🟡	96,52%
96718630	LABORATORIOS DENTAID S.A.	\$	91.774.830	\$	83.280.470	\$	83.150.060	🟡	90,67%
96756540	B. BRAUN MEDICAL Spa	\$	739.778.972	\$	227.226.484	\$	108.672.568	🔴	22,70%
96859930	LIBRA CHILE S.A.	\$	1.280.057.416	\$	1.036.106.818	\$	913.355.590	🔴	76,15%
96884770	ITF LABOMED FARMACEUTICA LTDA.	\$	1.441.670.230	\$	1.379.795.350	\$	1.379.565.310	🟡	95,70%
96894230	SILPAK S.A.	\$	224.174.775	\$	175.388.725	\$	164.616.650	🔴	75,83%
96910280	BIOCLIN S.A.	\$	34.303.500	\$	34.303.500	\$	34.303.500	🟢	100,00%
96945670	NOVOFARMA SERVICE S.A.	\$	7.971.532.638	\$	7.735.715.791	\$	7.559.862.430	🟡	95,94%
96969310	SOC COMERCIAL BJ SOCIEDAD ANON	\$	119.862.430	\$	98.747.830	\$	98.747.830	🔴	82,38%
96981250	PFIZER CHILE S.A.	\$	8.184.814.010	\$	6.920.408.105	\$	6.909.365.356	🔴	84,48%
99522620	LABORATORIO D&M PHARMA LTDA.	\$	39.026.100	\$	39.026.100	\$	39.026.100	🟢	100,00%
99543190	INTERPHARMA S.A.	\$	251.799.300	\$	251.799.300	\$	234.722.900	🟡	96,61%
99545750	MED STYLE S.A.	\$	76.540.800	\$	55.820.800	\$	54.678.400	🔴	72,18%
99565040	LABORATORIO KAMPAR S.A.	\$	586.442.756	\$	519.145.426	\$	-	🔴	44,26%
99593170	CEGAMED CHILE S.A.	\$	3.653.927.744	\$	3.654.317.894	\$	3.637.115.645	🟡	99,78%
Total general		\$	240.849.830.153	\$	223.504.058.117	\$	215.412.752.553		91,12%

Proveedor Nuevo								87,87%
------------------------	--	--	--	--	--	--	--	---------------